



# Collection 2015

Appliances



# COLLECTION 2015



X  
E  
D  
N  
I

4

Indesit

98

Combis and  
Fridges

**Free-Standing**

10

Washing  
Machines,  
Washer Dryers  
and Dryers

120

Freezers

74

Dishwashers

144

Cookers







Built-in

174

Ovens

222

Refrigerators

190

Hobs

234

Laundry

210

Hoods



**Special**

- 1
- 2
- 3
- 4
- 5
- 6

**Standard**

- 7
- 8
- 9
- 10
- 11

**Eco & Rapid**

- 12
- 13
- 14

Rinse/Bleach  
 Spin+Drain

**Push & Wash**

&

2 sec.

ON  
OFF

START  
PAUSE



INDESIT

The background of the advertisement is a close-up of a white Indesit Innex washing machine. The control panel is black and features a digital display showing '1:00' in green. Surrounding the display are several white buttons with icons: a thermometer, a swirl, a clock, a hand, a pause, a play, and a star. The brand name 'Innex' is printed in blue above the panel. On the left, part of a 'START/USE' button is visible. Below the main text, there is a technical specification label that reads 'XWE 7143 A++ From 1 to 14kg 1400 ©'.

Innex

# INDESIT. EFFICIENT SOLUTIONS THAT MAKE YOUR LIFE EASIER.

For many years, Indesit has been welcomed into people's homes. Our efficient products and solutions have made life easier for our consumers, by reading and understanding their needs. That's why our household appliances are able to bring comfort and convenience to your daily life for a long time to come.

We believe in a modern technology that is able to read consumer's needs, as well as offer efficient solutions for savings of energy, time and resources.

To constantly improve, you need to offer more with less, to match the increase in performance with the optimisation of resources, to innovate by simplifying.

That's why our values are efficiency, reliability and functionality. It's on this basis that we can indeed offer all that is necessary. Naturally.





EFFICIENCY

RELIABILITY



# OUR VALUES.

## EFFICIENCY.

Offering maximum performance with minimum effort is the aim of every Indesit home appliance. This means zero waste, minimising consumption levels, and saving time and effort. Solutions become efficient when they simplify everyday life and meet real needs with advanced technology that optimises resources and makes daily life easier. These are the solutions that Indesit designs to deal with everyday challenges.

## RELIABILITY.

You can always rely on Indesit home appliances. This means using them whenever you want and as much as you want without a worry, because they ensure the desired results are achieved and because they are appliances that can last for years. Behind the reliability of the Indesit products are countless quality and resistance tests, use and transport simulations, use of strong and high-quality materials, and a constant technological research. Our reliability translates into safety and peace of mind for the consumer, and builds a relationship of trust – essential for a brand that is an important part of your daily life.

## FUNCTIONALITY.

Simplifying life, lightening the domestic tasks, making everyday life pleasant: these are the aims of functionality that every Indesit product is geared towards. Functionality means user-friendly interfaces, immediately identifiable panel controls, ergonomic design, and ease of use. Relationships with home appliances must be pleasant, easy and quick because their task is to improve our everyday life by making it simpler.



# SUCCESS IS GAINED ON THE FIELD.






Indesit is a partner of one of the most important and known football teams in Europe, Arsenal FC. The European leader of domestic appliances supports excellence in football because it well represents the spirit of Indesit: bringing together the best forces and preparing to face new challenges everyday, trusting the technical capabilities and finding innovative solutions.



INDESIT OFFICIAL PARTNER OF:





A modern living room interior with a white bicycle, a brown sofa, a red lamp, and a framed abstract painting.

# SO EASY TO USE, ANYONE CAN USE IT.

---

Thanks to a single press of a button, the Innex washing machine easily removes everyday dirt from common fabrics. So simple and easy to use, everyone in the home can do the laundry and still obtain the desired result you want, without any worry. It's not a dream. It's Innex.



WASHING MACHINES,  
WASHER DRYERS AND DRYERS

DISHWASHERS

COMBIS, FRIDGES  
AND FREEZERS

COOKERS



# INNEX: 2SECONDS, 1 PRESS, 0 PROBLEMS.

With the single press of a **button**, Indesit replaces the switch on and program selection functions and starts the washing, which ensures **removal of daily dirt** from **cotton and synthetic fabrics** in only 50 minutes.

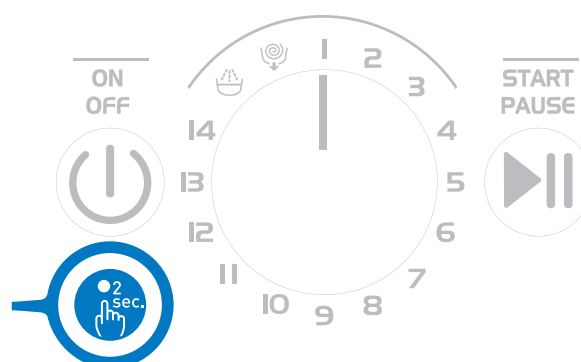




## AS SIMPLE AS PRESSING A BUTTON.

Thanks to the innovative **Turbo Programming Technology**, there is now a simple and unique way to activate the washing cycle while the machine is switched off – with the single press of a button. You can say goodbye to the traditional way of twiddling multiple buttons in order to activate the different functions of a washing machine.

### Turbo Programming Technology.



## DEDICATED TO COTTON AND SYNTHETICS.

This program has been specially developed for cotton and synthetic fabrics, two of the most frequently washed fabrics by Europeans<sup>1</sup>. Respecting fibres and colours, the program washes at a temperature of 30°C and in just 50 minutes, with an energy saving of 50% for every kg<sup>2</sup>.

<sup>1</sup> Source: Consumer research - University of Bonn (2011) (UK, DE, IT, FR, ES, IF, PL, HU, FI, CZ)

<sup>2</sup> regarding the 40°C mixed cycle

## EFFECTIVE AGAINST DAILY DIRT.

Indesit researchers have developed the ideal cycle to remove daily dirt. Independent institute SSOG3 has tested the cycle's effectiveness on 9 daily stains: olive oil, tea, orange juice, makeup, creams, blood, sweat, grass and mud.

# THE INDESIT DESIGN: BEAUTIFUL TO SEE, PRACTICAL TO USE.

Exclusively designed by renowned Italian designer Giugiaro, the Innex washing machine has an essential, linear design that conveys strength and reliability. Every aspect of the washing machine has been designed to make your life easier, and geared towards practicality and achieving immediate results – from the programming, to the delivery of clean laundry.



## THE CONTROL PANEL:

### YOU ONLY NEED INTUITION TO FIGURE IT OUT.

The control panel is designed to be understood in mere seconds! The **large symbols on the detergent dispenser drawer** indicate the various wash cycles you can select from. There is also a display screen that allows you to customise wash settings. This interface is available in two versions: one with a **multi-function display**, another with buttons and a premium **LED display**.



## DETERGENT DISPENSER

### NOT ONLY CONTAINS, BUT MEASURES AS WELL.

The inner detergent dispenser drawer is designed to avoid over-dosage of detergent by measuring **the exact quantity** of **liquid** and **powder detergents** required.



## THE INNEX PORTHOLE:

### THE LARGEST IN THE MARKET

To make laundry easier than ever, Indesit has come up with the largest porthole in the market, with its diameter measuring a whopping **48.5 cm**! An additional benefit is the porthole's **elegantly designed ergonomic handle** that allows for an easier grip.



## ANTI-ODOUR CYCLE.

### FIGHTING AGAINST INVISIBLE DIRT.

Not only will your garments be perfectly washed, they will also be free from any unpleasant smells such as smoke, sweat or frying. Thanks to the new drum action, there is an additional rinse at the end of the cycle. Together with a dedicated temperature management system, you will not only see but feel what clean really is.

## DARK FABRIC CYCLE.

### THE CYCLE THAT TAKES CARE OF DARK GARMENTS.

**Black garments**, or **dark** ones, tend to lose their colour and brightness over time.

Thanks to a soft mechanical action of the drum, and a dedicated temperature and water management system, dark garments remain looking brand new even after many washes.





## SELF-CLEANING CYCLE.

### MAXIMUM EFFICIENCY FOR LONGER USE.

The self-cleaning cycle is designed to clean up **the inner parts of the washing machine without the aid of cleaning detergents.**

It removes residue of laundry detergent, dirt and bacteria that can cause the formation of unpleasant smells. It also assures a longer life without the need for maintenance, and provides you with the confidence to wash your own garments in a clean environment.

## WATER BALANCE+ ONLY USE WATER THAT IS ESSENTIAL, AND NOT A DROP MORE.

Indesit understands that water is precious. Therefore, the Innex washing machine optimises the consumption of water throughout the entire washing process, from the first phase till the end of the rinse. Thanks to the intelligent **Water Balance+** Technology, sophisticated sensors are utilized to ensure that the amount of water used is only what is essential and necessary. Saving water of course means also saving the energy needed to heat it up.

## A+++ CLASS

When it comes to the **energy efficiency rating**, Innex washing machines are the pride of Indesit. **Some models achieve the A+++ rating**, which means a **more than 30% energy saving** as compared to class A.





## RAPID CYCLES.

### THE FASTEST IN THE MARKET.

If your garments are slightly dirty, why waste time? Just select **Rapid cycle, the fastest in the market**. With the Rapid Cycle, you can choose to refresh garments in just **9 minutes**, or wash using a **30 or 60 minute cycle**. You can get the desired results you want in no time.



## FAST FORWARD.

### TO COMPLETE THE CYCLE QUICKLY.

What if you need to go out and don't want to leave the washing machine on?

No problem: just press the Fast Forward button which allows you to skip ahead **directly to the rinsing and spinning phase, completing the washing cycle in just 20 minutes**. Rest assured, your garments will remain safe even with the Fast Forward option.

### ANTI-STAIN OPTION. FOR STUBBORN DIRT.

This is the ideal option\* for those who often need to wash extremely dirty clothes. Just select the type of stain you have to wash, to automatically set up the most appropriate washing parameters to remove it:

**Food** - for organic stains like wine, fruit, sauces

**Work** - for stains like ink and mechanical oils

**Outdoor** - for typical stains of the outdoor life, like mud and grass.

Dirt that would put a strain on anyone, but not on Innex.

\*compatible with cotton and synthetic cycles from 30°C to 60°C.



NEW



NEW



NEW

Model	Colour	Code
XWE 91483X S EU	silver	F084708

**Dimensions: H 85 W 59.5 D 60.5 cm**

- Load Capacity: 9
  - Energy class: A+++
  - Spin speed: 1400
  - User interface: Big Digit
  - Number of Programs: 16
  - Special Programs: **Push & Wash**, Rapid cycles, Refresh 9', Stain
- Also available:  
 F082545 XWE 91483X S UK  
 F085554 XWE 91283X S 60HZ  
 F082646 XWE 91282X S UK



Model	Colour	Code
XWE 91483X WSSS EU	white	F083676

**Dimensions: H 85 W 59.5 D 60.5 cm**

- Load Capacity: 9
  - Energy class: A+++
  - Spin speed: 1400
  - User interface: Big Digit
  - Number of Programs: 16
  - Special Programs: **Push & Wash**, Rapid cycles, Refresh 9', Stain
- Also available:  
 F084816 XWE 91483X WSSS EX  
 F085555 XWE 91283X WSSS 60HZ  
 F082600 XWE 91283X WSSS EU



Model	Colour	Code
XWE 91483X W EU	white	F082606

**Dimensions: H 85 W 59.5 D 60.5 cm**

- Load Capacity: 9
- Energy class: A+++
- Spin speed: 1400
- User interface: Big Digit
- Number of Programs: 16
- Special Programs: **Push & Wash**, Rapid cycles, Refresh 9', Stain





NEW



NEW



NEW



NEW

Model	Colour	Code
XWE 81283X S EU	silver	F084707

Dimensions: H 85 W 59.5 D 60.5 cm

- Load Capacity: 8
  - Energy class: A+++
  - Spin speed: 1200
  - User interface: Big Digit
  - Number of Programs: 16
  - Special Programs: **Push & Wash**, Rapid cycles, Refresh 9', Stain
- Also available:  
F084815 XWE 81283X S EX



Model	Colour	Code
XWE 81283X WSSS EU	white	F082598

Dimensions: H 85 W 59.5 D 60.5 cm

- Load Capacity: 8
  - Energy class: A+++
  - Spin speed: 1200
  - User interface: Big Digit
  - Number of Programs: 16
  - Special Programs: **Push & Wash**, Stain
- Also available:  
F082604 XWA 81283X W EU



Model	Colour	Code
XWE 81283X W EU	white	F082605

Dimensions: H 85 W 59.5 D 60.5 cm

- Load Capacity: 8
  - Energy class: A+++
  - Spin speed: 1200
  - User interface: Big Digit
  - Number of Programs: 16
  - Special Programs: **Push & Wash**, Rapid cycles, Refresh 9', Stain
- Also available:  
F084814 XWE 81283X W EX



Model	Colour	Code
XWA 71251 W EU	white	F082601

Dimensions: H 85 W 59.5 D 54 cm

- Load Capacity: 7
  - Energy class: A+
  - Spin speed: 1200
  - User interface: Led
  - Number of Programs: 16
  - Special Programs: **Push & Wash**, Stain
- Also available:  
F082633 XWE 71251 W EU









# CONSUME ONLY WHAT IS NECESSARY.

## WASHING MACHINE WITH ENERGY SAVER.

For Indesit, efficiency and conservation are the values that guide our research and development towards more effective solutions.

Indesit's Energy Saver therefore allows you to save at every wash, thanks to programs and options specifically designed to perform minimum water and energy consumption in all wash phases, for laundry quantity of up to 9 kg.

WASHING MACHINES,  
WASHER DRYERS AND DRYERS

DISHWASHERS

COMBIS, FRIDGES  
AND FREEZERS

COOKERS

# EFFICIENCY IS A STANDARD.

There are several solutions available that are designed for efficiency and conservation, and can be easily chosen from a panel that allows you to select and set up them with so much ease.

## ENERGY SAVER.

The Energy Saver option, combined with the everyday programs of Cotton, Synthetic and Jeans, assures the **same performance** of a **30°C wash** even at a **lower temperature**, thanks to a special and dedicated mechanical action of the drum. For jeans, synthetic and cotton cycles with a temperature of 30°C each, you can enjoy an energy savings of up to 30%, 50% and 70% respectively.

## 20°C ZONE.

The only washing machine on the market with **3 programs** designed to minimise consumptions, and respecting fibres and bright colours at the same time. You can wash different fabric types at only **20°C** and achieve the **same washing results** as a **40°C cycle**, with an **energy saving of up to 60%**. This is all thanks to the drum's innovative mechanical actions that allow the detergent to better penetrate fibres and garments, assuring cleaning effectiveness even at lower temperatures.

Daily		20° Zone		Special	
1	90° White Cotton . . . . 90°	6	20° Cotton Standard . 20°	9	Outwear
2	60°C Cotton Standard . . . 60°	7	20° Mix Light . . . . 20°	10	Wool
3	40°C Cotton Standard . . . 40°	8	20' Refresh . . . . 20°	11	Jeans
4	Synthetics . . . . 50°				
5	Mix Colored . . . . 40°				


Kg	Water Balance		Rinse		12 Sport Intensive
			Spin+ Drain		13 Sport Light
					14 Special Shoes

ON/OFF



## ECO TIME.

Time is a precious resource. Thanks to the Eco Time option, it is now possible to **save over 30% of washing time** on a Cotton cycle with loads weighing up to 3,5 kg and garments with normal dirt. Eco Time is available on all Cotton and Synthetic cycles.



# FLEXIBILITY THROUGH SIMPLE OPTIONS.


## DELAY TIMER.

The Delay Timer option allows you to **program the appliance to switch** on at any time of the day, even at night when the time is most ideal for energy saving.



## SILENT.

Thanks to an innovative motor and hydraulic system, the Innex washing machine uses a technology that reduces noise during the washing phase and allows you to program night cycles without causing any disturbances.



## OPTIONS.



### Easy Iron

The Easy Iron option activates the most suitable washing parameters based on the fabric type and is targeted at minimising the formation of creases, making ironing so much easier.



### Anti-stain

Available on cotton and synthetics cycles\*, the Anti-stain option assures a perfect result at the first wash and without any need for pre-washing by hand.

\* except Cotton cycle with pre-wash



### Extra Rinse

This option removes excess detergent from garments with an additional intensive rinse, avoiding unpleasant halos or skin irritation.



## SPECIAL PROGRAMS.

The drum's special mechanical actions allow Indesit washing machines to wash everyday garments and technical fabrics effectively and in quick washes.

### Jeans Program



This program allows you to perfectly wash denim fabrics, without discolouring or losing fibres. Your jeans are perfectly cleaned and will be as good as brand new, thanks to a superb combination of drum action, quantity of water used and a dedicated temperature management system.

### Express Program



Speed above all others. The Express Program refreshes slightly dirty laundry (up to 1.5 kg) in just 15 minutes.

This program optimises wash phases to minimise energy consumption and prevent detergent wastage, and assures freshly cleaned garments in a short time. It's perfect with liquid detergent.

## SPORTS PROGRAMS.

Sports cycles are specially designed for those who love doing sports or outdoor activities for leisure. Sports cycles respect every garment's fibre and are designed to wash technical wear and shoes that often require a specific treatment.



### Sport Intensive

Perfect for those who play rugby, tennis, football and activities in which garments become dirty easily with persistent stains such as grass and mud. This cycle, which lasts just over an hour, returns clean fabrics that look like brand new.



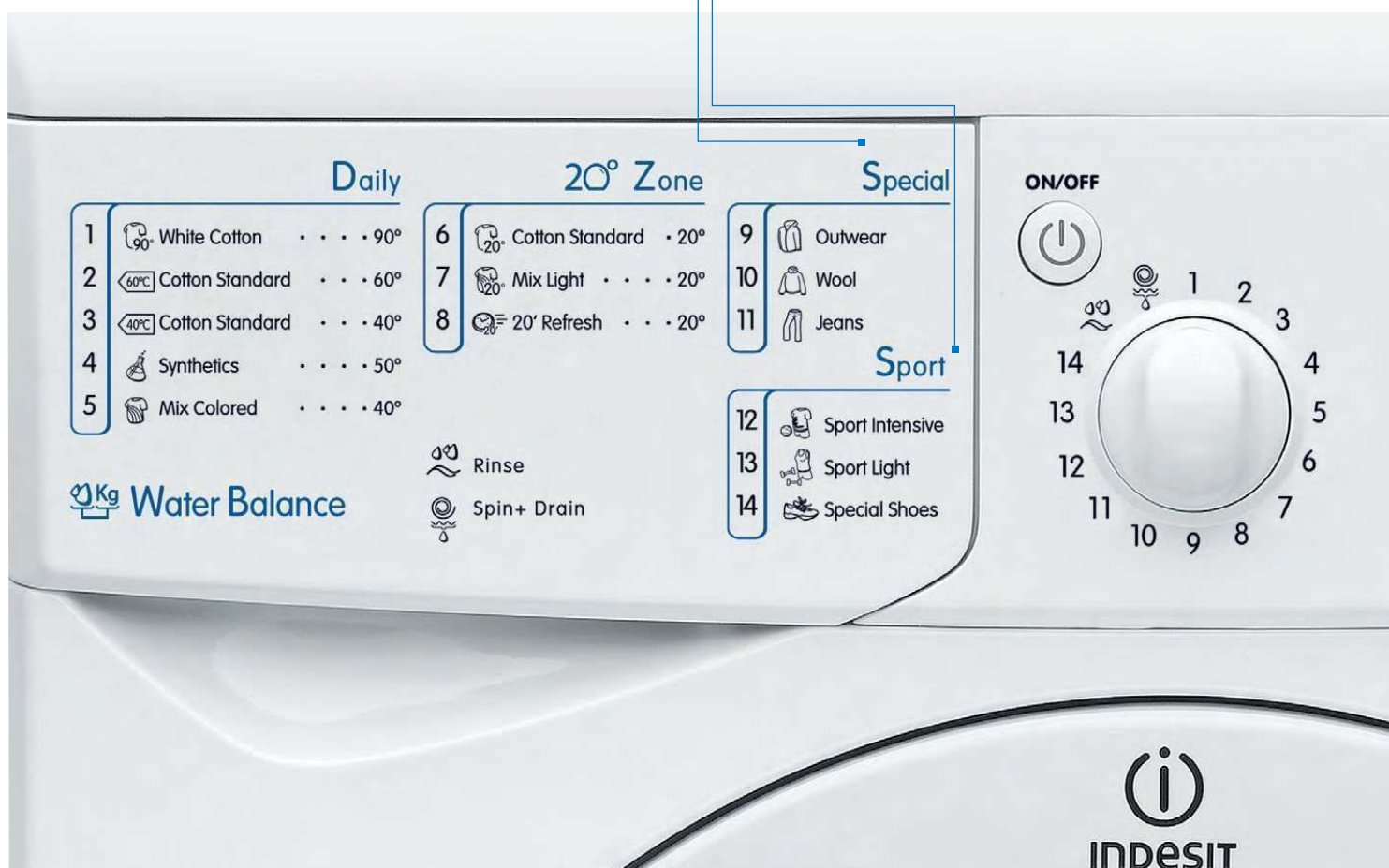
### Sport Light

This cycle is recommended for slightly dirty sportswear, ensuring clean garments in one hour and reduces water consumption by 10 litres as compared to the classic sports cycle.



### Sport Shoes

Thanks to Indesit technology, you can now wash sports shoes without ruining them. The Sport Shoes cycle drum speed ensures shoes stick to the inner wall, avoiding bumps and scrapes that can damage them.





Model	Colour	Code
IWE 91481 ECO UK	white	F078835

#### Dimensions: H 85 W 59.5 D 60 cm

- Load Capacity: 9
- Energy class: A<sup>+</sup>
- Spin speed: 1400
- User interface: Big Digit
- Number of Programs: 16
- Special Programs: 20° Zone, Jeans, Sport Intensive, Sport Light, Sport Shoes

Also available:  
F077657 IWC 91082 ECO EU



Model	Colour	Code
IWE 81281 ECO UK	white	F078827

#### Dimensions: H 85 W 59.5 D 60 cm

- Load Capacity: 8
- Energy class: A<sup>+</sup>
- Spin speed: 1200
- User interface: Big Digit
- Number of Programs: 16
- Special Programs: 20° Zone, Jeans, Sport Intensive, Sport Light, Sport Shoes

Also available:  
F078828 IWE 81251 S ECO UK



Model	Colour	Code
IWD 71251 S ECO UK	silver	F078823

#### Dimensions: H 85 W 59.5 D 53.5 cm

- Load Capacity: 7
- Energy class: A<sup>+</sup>
- Spin speed: 1200
- User interface: Small Digit
- Number of Programs: 16
- Special Programs: 20° Zone, Jeans, Sport Intensive, Sport Light, Sport Shoes

Also available:  
F085067 IWD 71251 ECO UK



## Washing machines // 7 kg



Model	Colour	Code
IWE 71251 C ECO EX	white	F087940

**Dimensions: H 85 W 59.5 D 51.7 cm**

- Load Capacity: 7
- Energy class: A<sup>+</sup>
- Spin speed: 1200
- User interface: Big Digit
- Number of Programs: 16
- Special Programs: 20° Zone, Jeans, Sport Intensive, Sport Light, Sport Shoes

Also available:  
F087939 IWE 71251 C ECO GCC



Model	Colour	Code
IWE 61251 C ECO GCC	white	F087938

**Dimensions: H 85 W 59.5 D 51.7 cm**

- Load Capacity: 6
- Energy class: A<sup>+</sup>
- Spin speed: 1200
- User interface: Big Digit
- Number of Programs: 16
- Special Programs: 20° Zone, Jeans, Sport Intensive, Sport Light, Sport Shoes



## Washing machines // 6 kg



Model	Colour	Code
IWE 61051 C ECO EX	white	F087720

**Dimensions: H 85 W 59.5 D 51.7 cm**

- Load Capacity: 6
- Energy class: A<sup>+</sup>
- Spin speed: 1000
- User interface: Big Digit
- Number of Programs: 16
- Special Programs: 20° Zone, Jeans, Sport Intensive, Sport Light, Sport Shoes

Also available:  
F087721 IWE 61051 C ECO UAE  
F087502 IWE 61051 EX 60HZ





Model	Colour	Code
IWSE 61251 C ECO GCC	white	F088718

**Dimensions: H 85 W 59.5 D 42 cm**

- Load Capacity: 6
- Energy class: A<sup>+</sup>
- Spin speed: 1200
- User interface: Big Digit
- Number of Programs: 16
- Special Programs: 20° Zone, Jeans, Sport Intensive, Sport Light, Sport Shoes



Model	Colour	Code
IWSE 61051 C ECO GCC	white	F088717

**Dimensions: H 85 W 59.5 D 42 cm**

- Load Capacity: 6
- Energy class: A<sup>+</sup>
- Spin speed: 1000
- User interface: Big Digit
- Number of Programs: 16
- Special Programs: 20° Zone, Jeans, Sport Intensive, Sport Light, Sport Shoes

Also available:  
F088719 IWSE 61051 C ECO EX  
F082378 IWSC 61051 ECO UK



Model	Colour	Code
IWSC 51051 C ECO EU	white	F081488

**Dimensions: H 85 W 59.5 D 42 cm**

- Load Capacity: 5
- Energy class: A<sup>+</sup>
- Spin speed: 1000
- User interface: Led
- Number of Programs: 16
- Special Programs: 20° Zone, Jeans, Sport Intensive, Sport Light, Sport Shoes







Model	Colour	Code
ITW E 71252 W EU	white	F087691

#### Dimensions: H 90 W 40 D 60 cm

- Load Capacity: 7
- Energy class: A++
- Spin speed: 1200
- User interface: Led
- Number of Programs: 18
- Special Programs: Delicates, Express, Jeans, Eco Cycle
- Detergent recycling system

Also available:  
F087688 ITW D 61052 W (EU)  
F087690 ITW A 61052 W (EE)



Model	Colour	Code
ITWA 51052 W EU	white	F087686

#### Dimensions: H 90 W 40 D 60 cm

- Load Capacity: 5
- Energy class: A++
- Spin speed: 1000
- User interface: Led
- Number of Programs: 18
- Special Programs: Delicates, Express, Jeans, Eco Cycle
- Detergent recycling system



Model	Colour	Code
ITW A 5852 W IL	white	F087714

#### Dimensions: H 90 W 40 D 60 cm

- Load Capacity: 5
- Energy class: A++
- Spin speed: 800
- User interface: Led
- Number of Programs: 18
- Special Programs: Delicates, Express, Jeans, Eco Cycle
- Detergent recycling system





# SO EASY TO USE THAT ANYONE CAN USE IT.

## THE NEW INNEX WASHER-DRYER

Thanks to the single press of a button, the Innex washer-dryer easily removes everyday dirt from common fabrics, and dries them to perfection.

It is so simple and intuitive to use, that you can delegate it to anyone and still obtain the result you want, without any worry. It's not a dream. It's Innex

WASHING MACHINES,  
WASHER DRYERS AND DRYERS

DISHWASHERS

COMBIS, FRIDGES  
AND FREEZERS

COOKERS



# THE BEST SOLUTION FOR YOUR EVERYDAY LAUNDRY NEEDS AT THE TOUCH OF A BUTTON.

With the touch of a button (patent pending), Indesit substitutes the traditional "ON" button, by allowing you to choose **a complete washing and drying program**, which ensures the removal of **dirt** and **provides daily care for your cotton and synthetic apparel**.



## AS SIMPLE AS PRESSING A BUTTON.

Thanks to the innovative **Turbo Programming Technology**, there is now a simple and unique way to activate the washing cycle while the machine is switched off – with the single press of a button. You can say goodbye to the traditional way of twiddling multiple buttons in order to activate the different functions of a washer-dryer.

### Turbo Programming Technology.



## DEDICATED TO COTTON AND SYNTHETICS.

The first complete program that washes and dries your cotton and synthetic apparel, which are two of the most frequently washed fabrics by Europeans<sup>1</sup>. It eliminates daily dirt from your fabrics, dries them in a homogeneous way, and reduces wrinkles, while respecting colours and fabrics at the same time. Tests conducted by the independent institute INNOVHUB-SSI SSOG<sup>2</sup> guarantee that a load equal<sup>3</sup> to a normal **load will show good results: 60% of the clothes washed are “Not wrinkled” or have “very few wrinkles” and that 72% of the clothes washed are “Very Easy” or “Easy” to iron.**

<sup>1</sup> Source: Consumer research – University of Bonn (2011) (UK, DE, IT, FR, ES, IF, PL, HU, FI, CZ)

<sup>2</sup> Società sperimentale degli oli e dei grassi <http://www.ssog.it/>

Blue Shirts	Men's trousers	Socks	Skirt	T-shirt	Bathrobe	Women's socks	slip	baby suit	Baby clothing (pcs)
2	1	2	1	4	1	1	2	1	1

## EFFECTIVE AGAINST DAILY DIRT.

Indesit researchers have developed the ideal cycle to remove daily dirt. The Independent institute SSOG has tested the cycle's effectiveness on 9 daily stains<sup>4</sup>: olive oil, tea, orange juice, makeup, creams, blood, sweat, grass and mud.

<sup>4</sup> Consumer test, 2012.

# DESIGN THAT IS MODERN, PRACTICAL AND TIMELESS.

Exclusively designed by renowned Italian designer Giugiaro, the Innex Washer-Dryer has an essential, linear design that conveys strength and reliability.

Every aspect of the washing machine has been designed to make your life easier, and geared towards practicality and achieving immediate results – from the programming, to the delivery of clean laundry.





## THE CONTROL PANEL:

### YOU ONLY NEED INTUITION TO FIGURE IT OUT.

The control panel is designed to be understood in mere seconds! The **large symbols on the detergent dispenser drawer** indicate the various wash cycles you can select from. There is also a display screen that allows you to customise wash settings.



## DETERGENT DISPENSER DRAWER:

### NOT ONLY CONTAINS, BUT MEASURES AS WELL.

The inner detergent dispenser drawer is designed to avoid over-dosage of detergent by measuring **the exact quantity** of **liquid** and **powder detergents** required.



## THE INNEX PORTHOLE:

### THE LARGEST IN THE MARKET.

To make laundry easier than ever, Indesit has developed the largest porthole in the market, with its diameter measuring a whopping **48.5 cm**! An additional benefit is the porthole's elegantly **designed ergonomic handle** that allows for an easier grip.





## ANTI-ODOUR CYCLE.

### FIGHTING AGAINST INVISIBLE DIRT.

Not only will your garments be perfectly washed, they will also be free from any unpleasant smells such as smoke, sweat or frying. Thanks to the new drum action, there is an additional rinse at the end of the cycle. Together with a dedicated temperature management system, you will not only see but feel what clean really is.

## DARK FABRIC CYCLE.

### THE CYCLE THAT TAKES CARE OF DARK GARMENTS.

**Black garments**, or **dark** ones, tend to lose their colour and brightness over time.

Thanks to a soft mechanical action of the drum, and a dedicated temperature and water management system, dark garments remain looking brand new even after many washes. Furthermore, while drying, it reduces discolouration that occurs when clothes rub together, thanks to a special drum rotation that reduces tumbling.

## SELF-CLEANING CYCLE.

### MAXIMUM EFFICIENCY FOR LONGER USE.

The self-cleaning cycle is designed to clean **the inner parts of the washer-dryer without the aid of cleaning detergents**.

It removes residue of laundry detergent, dirt and bacteria that can cause the formation of unpleasant smells. It also assures a longer life without the need for maintenance, and provides you with the confidence to wash your own garments in a clean environment.

## WATER AND DRYING BALANCE: THE PERFECT BALANCE OF EFFICIENCY.

With the Innex washer-dryer, the Drying Balance technology is parallel to its Water Balance+ counterpart. The Water Balance+ sensor optimises water consumption during the entire washing cycle, allowing you to save not only water but also the amount of electricity required to heat up the water. The **Drying Balance\*** sensor allows uniform drying, regulating the heat based on the size and humidity level of the load.

Furthermore, thanks to a special drum movement and an optimal temperature management system, fewer wrinkles are guaranteed.

\*This function can be selected from the initial programming stage.



## FIND THE RIGHT CYCLE THAT BEST SUITS YOUR NEEDS, FOR ALL TYPES OF CLOTHES\*...

All programs can function selectively for wash only, dry only, or wash and dry. Using different option buttons, you can decide to simply dry hand washed clothes and determine the level of dryness, choosing from 3 levels of humidity and on multi-function displayed devices, you can choose from **12 levels of timed drying**.

\*Patent Pending.

## WASH & DRY 45'.

### THE CYCLE THAT TAKES CARE OF DARK GARMENTS

Clothes that are slightly dirty can be washed and dried in only 45 minutes, with the option of **Wash&Dry 45'**.

With a washing phase of only 15 minutes, you can refresh up to 1 kg of clothes. The cycle is completed with a 30 minute drying phase. When your clothes are removed from the washer-dryer, the level of humidity is ideal for easy ironing and they are ready to be worn immediately.



## AIR FRESH.

To quickly refresh your clean apparel, the **AirFresh** cycle removes all unpleasant odours in **only 30 minutes**.

The hot air penetrates deep into the fibres thanks to the movement of the removable basket, removing even cigarette smoke.

## THE FIRST IN ITS CLASS.

The Innex washer-dryers are the pride of Indesit, even in terms of Energy Rating: in the wash phase, **a 20% energy savings is guaranteed with respect to Class A\***. The dryer function of this Class A washer dryer is one of the most efficient energy savers on the market. With Innex, you can wash up **to 9 kilograms of laundry and dry up to 6 kilograms**.

\*Versus Class A standard washer-dryer.

## ANTI-STAIN OPTION.

### FOR STUBBORN DIRT.

This is the ideal option\* for those who often need to wash extremely dirty clothes. Just select the type of stain you have to wash, to automatically set up the most appropriate washing parameters to remove it:

**Food** - for organic stains like wine, fruit, and sauces.

**Work** - for stains like ink and mechanical oils.

**Outdoor** - for typical stains of the outdoor life, like mud and grass.

Dirt that would put a strain on anyone, but not on Innex.

\*compatible with cotton and synthetic cycles from 30°C to 60°C.



## SPORT CYCLES. FOR ALL YOUR SPORTSWEAR.

The Sport cycles are designed to efficiently clean and preserve your sportswear. You can select which cycle you prefer and the washer-dryer automatically sets up the most appropriate parameters:

**Sport shoes** - To safely wash gym shoes.

**Gym kit** - Wash sports clothing together with gym towels.

**Technical Wear** - Wash waterproof or special fibre clothes.





## AUTOMATIC DRYING LEVELS.



### Iron

Retain an ideal humidity level for easy ironing.



### Hanger

Ideal for garments that need to be hung, to reduce creasing.



### Closet

Perfect dries garments ready to be folded and put away in the closet drawers.



### Extra

Dries garments perfectly, making them ready to be worn immediately.

## ECO TIME WASHER DRYER.



### Express Wash&Dry

Together with standard programs, washer dryers with the Energy Saver option also offer the automatic cycle Express Wash&Dry, perfect for washing and drying small loads\* in only 35 minutes.

\*up to 0.5 kg.

### Daily

1		. . .	90°
2		. . .	90°
3		. . .	60°
4		. . .	40°
5		. . .	60°

### Special

6		. . .	40°
7		. . .	30°
8		. . .	40°
9		. . .	30°
10		. . .	30°

### Dry

11	
12	
13	

Rinse

Spin

Drain

ON/OFF



13  
12  
11

XWDE 861480



Model	Colour	Code
XWDE 961480X WSSS EU	white/silver	F085640

Dimensions: H 85 W 59.5 D 60.5 cm

- Load Capacity: 9
- Drying Capacity: 6
- Energy class: A
- Spin speed: 1400
- User interface: Big Digit
- Spin regulation
- Temperature regulation
- Number of Programs: 16
- Special Programs: Anti-crease, Delay Timer, Only Dry, Push & Wash+Dry, Special Sport, Woolmark Gold

Also available:  
F088830 XWDE 961480XWSSS GCC  
F088840 XWDE961480XWS EX60HZ



Model	Colour	Code
XWDE 961480X S EX	silver	F088096

Dimensions: H 85 W 59.5 D 60.5 cm

- Load Capacity: 9
- Drying Capacity: 6
- Energy class: A
- Spin speed: 1400
- User interface: Big Digit
- Spin regulation
- Temperature regulation
- Number of Programs: 16
- Special Programs: Anti-crease, Delay Timer, Only Dry, Push & Wash+Dry, Special Sport, Woolmark Gold

Also available:  
F088833 XWDE 961480X S GCC





Model	Colour	Code
IWDC 71680 FR	white/white	F072307

**Dimensions: H 85 W 59.5 D 53.5 cm**

- Load Capacity: 7
- Drying Capacity: 4
- Energy class: A
- Spin speed: 1600
- User interface: Led
- Number of Programs: 16
- Special Programs: Express Wash & Dry, Flash Cotton 60°, Jeans, Sport Light, Sport Shoes



Model	Colour	Code
IWDE 7125 B EU	white/white	F062565

**Dimensions: H 85 W 59.5 D 53.5 cm**

- Load Capacity: 7
  - Drying Capacity: 5
  - Energy class: B
  - Spin speed: 1200
  - User interface: Big Digit
  - Spin regulation
  - Temperature regulation
  - Number of Programs: 16
  - Special Programs: Express Wash & Dry, Jeans, Sport Light, Sport Shoes
- Also available:  
F062572 **IWDE 7125 B UK**



Model	Colour	Code
IWDC 7125 BC ECO K SA	white/white	F078806

**Dimensions: H 85 W 59.5 D 53.5 cm**

- Load Capacity: 7
- Drying Capacity: 5
- Energy class: B
- Spin speed: 1200
- User interface: Led
- Number of Programs: 16
- Special Programs: 20° Zone, Express Wash & Dry, Sport Shoes



Model	Colour	Code
IWDC 7125 B (AUS) 1	white/white	F088467

**Dimensions: H 85 W 59.5 D 53.5 cm**

- Load Capacity: 7
- Drying Capacity: 5
- Energy class: B
- Spin speed: 1200
- User interface: Led
- Number of Programs: 16
- Special Programs: Express Wash & Dry, Jeans, Sport Light, Sport Shoes

Also available:  
F062524 **IWDC 7125 EU**







Model	Colour	Code
IWDE 7125 S EU	silver/silver	F062533

**Dimensions: H 85 W 59.5 D 53.5 cm**

- Load Capacity: 7
- Drying Capacity: 5
- Energy class: B
- Spin speed: 1200
- User interface: Big Digit
- Spin regulation
- Temperature regulation
- Number of Programs: 16
- Special Programs: Express Wash & Dry, Jeans, Sport Light, Sport Shoes



Model	Colour	Code
IWDE 7125 S UK	silver/silver	F062573

**Dimensions: H 85 W 59.5 D 53.5 cm**

- Load Capacity: 7
- Drying Capacity: 5
- Energy class: B
- Spin speed: 1200
- User interface: Big Digit
- Spin regulation
- Temperature regulation
- Number of Programs: 16
- Special Programs: Express Wash & Dry, Jeans, Sport Intensive, Sport Light, Sport Shoes



Model	Colour	Code
IWDC 7085 KW	white/white	F062519

**Dimensions: H 85 W 59.5 D 53.5 cm**

- Load Capacity: 7
- Drying Capacity: 5
- Energy class: B
- Spin speed: 800
- User interface: Led
- Number of Programs: 16
- Special Programs: Express Wash & Dry, Jeans, Sport Light, Sport Shoes

Also available:  
F078805 IWDC 7105 ECO EU





Model	Colour	Code
IWDC 6145 S FR	silver/silver	F062517

**Dimensions: H 85 W 59.5 D 53.5 cm**

- Load Capacity: 6
- Drying Capacity: 5
- Energy class: B
- Spin speed: 1400
- User interface: Led
- Number of Programs: 16
- Special Programs: Express Wash & Dry, Flash Cotton 60°, Jeans, Sport Light, Sport Shoes

Also available:  
F062481 IWDC 6125 FR



Model	Colour	Code
IWDC 6125 FR	white/white	F062481

**Dimensions: H 85 W 59.5 D 53.5 cm**

- Load Capacity: 6
- Drying Capacity: 5
- Energy class: B
- Spin speed: 1200
- User interface: Led
- Number of Programs: 16
- Special Programs: Express Wash & Dry, Flash Cotton 60°, Jeans, Sport Light, Sport Shoes





# MAXIMUM EFFICIENCY, MAXIMUM PROTECTION.

## **TUMBLE DRYER WITH ENERGY SAVER.**

Tumble dryers with Energy Saver are more efficient today, thanks to advanced drying technologies that minimises consumption, and create new options to ease your life. Programs are carefully designed to meet any need, and you can always be assured of maximum respect and protection for the garments.





WASHING MACHINES,  
WASHER DRYERS AND DRYERS

DISHWASHERS

COMBIS, FRIDGES  
AND FREEZERS

COOKERS

# MAXIMUM RESULTS WITH MINIMUM CONSUMPTION.

Indesit knows its consumer's needs well: **guaranteed results, efficiency and protection.**

Thanks to continuing field research, tumble dryers are equipped with advanced technology, ready to answer to every need. The models equipped with the exclusive **HSD (Humidity Sensor Drying)** technology have been designed to ensure perfect results, respecting and protecting fabrics and fibres, and to reduce consumption, without wastage.

**Energy Saver** cycles also allow your clothes to dry in just half the time with a further 50% saving of energy.



Energy Saver	Cotton	Special	Sport
1 Eco Cotton	4 Standard Cotton	7 Synthetics	11 Speed Shoes
2 Eco Shirts	5 Woolly to Blend	8 Delicates	12 Sportswear
3 Eco Synthetics	6 T.C. Cotton Hanger	9 Warm	13 Sport Light
		10 Jeans	14 Outdoor
			15 Easy Iron
			16 Refresh



## HUMIDITY SENSOR DRYING. TOTAL PROTECTION

These dryers come equipped with the **Humidity Sensor Drying (HSD)**, a unique technology **exclusive only to Indesit**. These accurate sensors in combination with a special algorithm are capable of automatically setting all correct parameters of the cycle and constantly monitoring temperature levels and residual moisture. In the final part of the cycle, when the fabrics are most sensitive, the **Heat Profile sensor** gradually reduces the temperature, ensuring the maximum protection of your clothes, optimising consumptions and reducing waste.

## ENERGY SAVER. ZERO WASTE, IN JUST HALF THE TIME.

The new generation of Energy Saver tumble dryers represents the ideal solution to simplify your life.

Furnished with an innovative electronic temperature control system, they are designed to assure the best consumption efficiency together with garment care. Thanks to **3 Eco cycles** it is possible to dry up to 2 kg of cotton (around 15 T-shirts) and 1 kg of synthetics or shirts in only 30 minutes and save up to 50% of the cost of your energy bill.



## INTUITIVE AND EASY TO USE, WITHOUT ANY COMPROMISE ON QUALITY.

Technology should be simple. The command panel of Indesit tumble dryers is therefore designed to follow this principle. The **large symbols** can be understood in mere seconds, and allow you to choose your desired cycle and program easily. The new **display** can be programmed and customised in a quick and efficient way, and allows you to have all the information you need to know, such as the remaining time for the drying cycle. Interfaces are available even in version with **Display** and **LED** control version to match different needs and preferences of every user.

### QUICK IRON OPTION.

#### IRONING BECOMES CHILD'S PLAY

Thanks to this new option, it is now possible to dry clothes while reaching the ideal humidity level for easy and quick ironing. This option is compatible with the Standard Cotton cycle and with the Special cycle, and is your **ally to cut your ironing times in half. You can forget about hard work and labour when it comes to ironing.**

### MEMO OPTION.

#### DRYING HAS NEVER BEEN EASIER

This solution is an intelligent time saver and allows the non-experts to use this machine easily and securely. The new Memo option allows you to memorise your favourite or often-used cycle (along with other options) and to recall it quickly and at any given moment.



## LARGE LOAD CAPACITY.

Drum capacity allows you to dry laundry weighing up to **8 kg** in just one cycle, without any problem.

You can easily open the large door with your knee, without straining your back and bending down, thanks to the **push and pull opening**. The wide porthole opening also simplifies the process of loading and unloading laundry.

## SHOES DRY IN A RECORD TIME.

The exclusive Indesit accessory that allows you to dry your shoes in a record time. Thanks to a special **shoe rack**, shoes are vertically positioned, allowing hot air flow to penetrate inside and dry perfectly without any trace of humidity.



## JUNCTION KIT, MULTIPLY THE SPACE

To solve all your space problems, the new junction kit is designed to position all Indesit tumble dryers above the washing machine.

It is also furnished with an **extractable shelf** designed to ease loading and unloading of laundry, and providing you with an additional shelf support for any of your needs.

And that's not all. In this configuration it is possible to **connect the water drain pipe to the washing machine**, avoiding the need to empty the water tank at the end of each cycle.



## AUTOMATIC DRYING LEVELS.



### Iron Level

Thanks to the **Quick Iron** option it is possible to set up the drying operation at iron level even on the Closet cotton cycle (Standard Cotton) on all special cycles.



### Hanger Cotton

Drying level ideal for hanging garments, to reduce creasing.



### Standard Cotton

Drying level perfect to fold and put clothes directly in drawers or in the closet.



### Extra Cotton

Level for dry, fresh clothes that are ready to wear.

## SPECIAL PROGRAMS.



### Jeans

It allows your denim fabrics to dry perfectly in a little more than an hour, preserving its original colour. It dries up to 4 pairs of jeans that correspond to 3 kg of load in only one cycle.



### Wool

It takes care of even the most delicate wool garments and dries up to 1 kg of wool in 60 minutes, preserving original softness and elasticity for long time.



### Delicates

This cycle is created to gently dry up to 2 kg of delicate fabrics, respecting fibres and colours.



### Synthetics

Perfectly dries up to 3 kg of synthetic fabrics.

## DRY GARMENTS CYCLES.



### Refresh

Treatment cycle to refresh dry garments and remove unpleasant smells, in only 20 minutes of cold air.



### Easy Iron

A 10 minute treatment cycle at low temperatures for dry garments, relaxes fibres and allows you to iron easily.





## SPORT PROGRAMS.



### Technical Fabrics

A specific program for waterproof fabrics and sport jackets, dries up to 2 kg of laundry. Thanks to an accurate temperature management and the electronic drying system, this cycle helps to reactivate water repellent function for the garments.



### Sport Intensive

A program created specially to dry up to 4 kg of polyester garments, protecting fabrics and colours.



### Sport Light

A program ideal to dry up to 4 kg of lighter sport fabrics such as fitness or gym wear. Electronic control and accurate temperature management allows to dry softly and reduce crease formation.



### Special Shoes

The best way to dry your shoes. A special cycle that uses the exclusive Shoe Rack, allowing hot air flow to penetrate inside the shoes and dry it perfectly without any trace of humidity.

## TIME CYCLE MAXIMUM FLEXIBILITY.

For those not satisfied with automatic cycles, Indesit allows you to program on up to 11 different cycles, and set the temperature level as well. A helpful solution for when you are in a hurry or wish to customise the drying for a particular load of laundry.

## DELAY TIMER. WORK AT ANY TIME.

This option allows you to program the appliance to switch on at any time of the day, for example at night when energy saving is more convenient or when other appliances have stopped running.

## AUTO ANTI-CREASE PRE-POST CYCLE. BEFORE AND AFTER CARE.

The automatic anti-crease function assures that fabrics are treated with the best care and respect, before and after the drying cycle. Thanks to alternate drum rotation, the formation of creases is thereby avoided. Garments can be removed from the machine even hours after the end of the cycle. You can see for yourself how your clothes will still remain soft and crease-free.





Model	Colour	Code
IDPE G45 A ECO EU	white	F086086

**Dimensions: H 85 W 59.5 D 62 cm**

- Type of dryer: Electronic
- **Dry Capacity: 8**
- **Energy Class: A**
- **Interface: Digit**
- Heat Pump
- Programs: 16
- Special: Eco Cotton, Eco Synthetics, Standard Cotton, Cotton Ready to Wear, Cotton Hanger, Xpress, Easy Mix, Delicates, Wool, Synthetics, Special Shoes, Fitness, Jeans, Down Jackets



Model	Colour	Code
IDCE 8450 BS H UK	silver	F082524

**Dimensions: H 85 W 59.5 D 58.4 cm**

- Type of dryer: Electronic
- **Dry Capacity: 8**
- **Energy Class: B**
- **Interface: Digit**
- Condenser
- Programs: 16
- Special: Eco Cotton, Eco Shirts, Eco Synthetics, Standard Cotton, Ready to wear, Cotton Hanger, Synthetics, Delicates, Wool, Jeans, Special Shoes, Sportwear, Sport Light, Outwear, Easy Iron, Refresh



Also available:  
 F082525 **IDCE 8450 BK H UK**  
 F082523 **IDCE 8450 B H UK**



Model	Colour	Code
IDCL 85 B H UK	white	F086075

**Dimensions: H 85 W 59.5 D 62 cm**

- Type of dryer: Electronic
- **Dry Capacity: 8**
- **Energy Class: B**
- **Interface: Led**
- Condenser
- Programs: 15+1
- Special: 15' cycle, Cotton Extra Dry, Cotton Iron, Eco Cotton, Eco Synthetics, Jeans, 60' cycle, Mixed, Outwear, Refresh, 30' short cycle, Sport Light, Standard Cotton, Synthetics, Wool



Also available:  
 F086104 **IDCL 75B H EU** (7 kg)



NEW

Model	Colour	Code
IDCL G5 B H EU	white	F086074

**Dimensions: H 85 W 59.5 D 62 cm**

- Type of dryer: Electronic
- **Dry Capacity: 8**
- **Energy Class: B**
- **Interface: Led**
- Condenser
- Programs: 15
- Special: Eco Cotton, Eco Synthetics, Standard Cotton, Cotton Extra Dry, Cotton Fast Iron, Synthetics, Easy Mix, Wool, Fitness, Outwear, Jeans, Damp to Dry, Xpress, Daily 60', Freshen-Up



NEW

Model	Colour	Code
IDC 85 S UK	silver	F074774

**Dimensions: H 85 W 59.5 D 58.4 cm**

- Type of dryer: Timer
  - **Dry Capacity: 8**
  - **Energy Class: C**
  - **Interface: Knob**
  - Condenser
  - Programs: 15+1
  - Special: Refresh
- Also available:  
 F068706 **IDC 85 UK** (white)  
 F074782 **IDC 85 K UK** (black)  
 F062979 **IDC 75 EU**  
 F062939 **IDC 75 UK** (white; UK plug)  
 F089009 **IDC 75 B UK**







Model	Colour	Code
IDVA 835 EU	white	F068768

**Dimensions: H 85 W 59.5 D 58.4 cm**

- Type of dryer: Electronic
- Dry Capacity: 7.5**
- Energy Class: B**
- Interface: Led**
- Vented
- Programs: 10+1
- Special: Ready to wear, Cotton Cupboard, , Cotton Iron, Synthetics Cupboard, Synthetics Iron, **Eco Time**, Wool, Refresh, Sport Intensive, Sport Light & Special Shoes


**NEW**

Model	Colour	Code
IDVA 735 X AUS	stainless steel	F082515

**Dimensions: H 85 W 59.5 D 58.4 cm**

- Type of dryer: Electronic
- Dry Capacity: 7**
- Energy Class: B**
- Interface: Led**
- Vented
- Programs: 10+1
- Special: Cotton Cupboard, Cotton Iron, **Eco Time**, Wool, Special Shoes, Sport Intensive, Sport Light, Synthetics Cupboard, Synthetics Iron, Ready to Wear, Refresh



Model	Colour	Code
IDVL 75 B R S UK	silver	F086084

**Dimensions: H 85 W 59.5 D 58.4 cm**

- Type of dryer: Electronic
- Dry Capacity: 7**
- Energy Class: B**
- Interface: Led**
- Vented
- Programs: 15
- Special: Eco Cotton, Eco Synthetics, Standard Cotton, Cotton Extra Dry, Cotton Fast Iron, Synthetics, Easy Mix, Wool, Fitness, Sport shoes, Jeans, Damp to Dry, Xpress, Daily, Freshen Up



Also available:  
F086082 **IDVL 75 B R UK** (white)



Dryers // 7 kg

Model	Colour	Code
IDV 75 S UK	silver	F074629

**Dimensions: H 85 W 59.5 D 58.4 cm**

- Type of dryer: Timer
- **Dry Capacity: 7**
- **Energy Class: B**
- **Interface: Knob**
- Vented
- Programs: 12
- Special: Refresh

Also available:  
F074628 **IDV 75 UK**  
F062984 **IDV 75 KW**  
F062978 **IDV 75 EU**



Model	Colour	Code
IDV 75 EX 60Hz	white	F062985

**Dimensions: H 85 W 59.5 D 58.4 cm**

- Type of dryer: Timer
- **Dry Capacity: 7**
- **Energy Class: B**
- **Interface: Knob**
- Vented
- Programs: 15+1
- Special: Refresh

Also available:  
F062987 **IDV 75 S EX 60Hz**



Dryers // 4 kg

Model	Colour	Code
IS 41 V UK	white + grey	F086092

**Dimensions: H 67 W 49 D 48 cm**

- Type of dryer: Timer
- **Dry Capacity: 4**
- **Energy Class: C**
- **Interface: Knob**
- Vented
- Programs: 12+1
- Special: Refresh



WASHING MACHINES,  
WASHER DRYERS AND DRYERS

DISHWASHERS

COMBIS, FRIDGES  
AND FREEZERS

COOKERS

		9 kg					
Model		XWE 91483X S EU	XWE 91483X S UK	XWE 91283X S 60HZ	XWE 91282X S UK	XWE 91483X WSSS EU	
<b>Code</b>		F084708	F082545	F085554	F082646	F083676	
<b>Type</b>		Washers	Washers	Washers	Washers	Washers	
<b>Energy Label</b>							
Normative Load Declared	(kg)	9	9	9	9	9	
Energy Class		<b>A+++</b>	<b>A+++</b>	<b>A+++</b>	<b>A++</b>	<b>A+++</b>	
Annual Energy consumption*	(kWh)	216	216	216	245	216	
Annual Water consumption*	(lt)	12254	12509	12254	12254	12509	
Spin Performance		B	B	B	B	B	
Max spin speed rpm		1400	1400	1200	1200	1400	
Water remaining after spin cycle perc.		53	53	53	53	53	
<b>Main Features</b>							
User Interface		Big Digit	Big Digit	Big Digit	Big Digit	Big Digit	
Automatic variable load		•	•	•	•	•	
<b>Main Programs and Options</b>							
No. of washing programs		16	16	16	16	16	
Display functions		Antistain, Delay Timer, Fast Forward, Temperature Regulation, Spin Regulation, Select Option, Time	Delay Timer, Fast Forward, Temperature Regulation, Spin Regulation, Select Option, Sport, Time	Antistain, Delay Timer, Fast Forward, Temperature Regulation, Spin Regulation, Select Option, Time	Delay Timer, Fast Forward, Temperature Regulation, Spin Regulation, Select Option, Sport, Time	Antistain, Delay Timer, Fast Forward, Temperature Regulation, Spin Regulation, Select Option, Time	
Wool cycle		Golden Woolmark	Golden Woolmark	Golden Woolmark	Golden Woolmark	Golden Woolmark	
Silk			•				
Cottons with prewash		•		•	•	•	
<b>Special Programs and Options</b>							
Options		Rapid cycles (Refresh 9'), Stain	Rapid cycles (Refresh 9'), Sport	Rapid cycles (Refresh 9'), Stain	Rapid cycles (Refresh 9'), Sport	Rapid cycles (Refresh 9'), Stain	
Special Programs		Antiodor, Auto Clean, Dark, Delicates, Duvet, <b>Push &amp; Wash</b> , Eco Cycle, Sport Light	Antiodor, Auto Clean, Dark, Delicates, Duvet, Gym kit, <b>Push &amp; Wash</b> , Eco Cycle, Sport Light	Anti Stain, Antiodor, Auto Clean, Dark, Delicates, Duvet, <b>Push &amp; Wash</b> , Eco Cycle, Sport Light	Antiodor, Auto Clean, Dark, Delicates, Duvet, Gym kit, <b>Push &amp; Wash</b> , Eco Cycle, Sport Light	Anti Stain, Antiodor, Auto Clean, Dark, Delicates, Duvet, <b>Push &amp; Wash</b> , Eco Cycle, Sport Light	
<b>Structural Features</b>							
Tub		Plastic	Plastic	Plastic	Plastic	Plastic	
Shock absorbers		•	•	•	•	•	
Thermal antishock		•	•	•	•	•	
Safety delay to lock door		Instantaneous	Instantaneous	Instantaneous	Instantaneous	Instantaneous	
Self Cleaning filter		•	•	•	•	•	
Antioverflow		•	•	•	•	•	
Child lock							
<b>Technical Features</b>							
Supply Voltage		220-240	220-240	220-240	220-240	220-240	
Supply Frequency		50	50	50	50	50	
Absorbed Current	(A)	10	10	10	10	10	
Cable Length	(m)	1.7	1.7	1.7	1.7	1.7	
Absorbed Power	(W)	1850	1850	1850	1850	1850	
Plug Type		Schuko	United Kindom	United Kindom	United Kindom	Schuko	
Height x Width x Depth	(cm)	85x59.5x60.5	85x59.5x60.5	85x59.5x60.5	85x59.5x60.5	85x59.5x60.5	
<b>Colour</b>		Silver	Silver	Silver	Silver	White	
EAN		8007842847086	8007842825459	8007842855548	8007842826463	8007842836769	

\*220 cycles based on Cotton 60° full load and Cotton 40° half load.



	XWE 91483X WSSS EX	XWE 91283X WSSS 60HZ	XWE 91283X WSSS EU	XWE 91483X W EU
	F084816	F085555	F082600	F082606
	Washers	Washers	Washers	Washers
	9	9	9	9
	A+++	A+++	A+++	A+++
	216	216	216	216
	12254	12254	12254	12254
	B	B	B	B
	1400	1200	1200	1400
	53	53	53	53
	Big Digit	Big Digit	Big Digit	Big Digit
	•	•	•	•
	16	16	16	16
	Antistain, Delay Timer, Fast Forward, Temperature Regulation, Spin Regulation, Select Option, Time	Antistain, Delay Timer, Fast Forward, Temperature Regulation, Spin Regulation, Select Option, Time	Antistain, Delay Timer, Fast Forward, Temperature Regulation, Spin Regulation, Select Option, Time	Antistain, Delay Timer, Fast Forward, Temperature Regulation, Spin Regulation, Select Option, Time
	Golden Woolmark	Golden Woolmark	Golden Woolmark	Golden Woolmark
	•			
	•	•	•	•
	Rapid cycles (Refresh 9'), Stain	Rapid cycles (Refresh 9'), Stain	Rapid cycles (Refresh 9'), Stain	Rapid cycles (Refresh 9'), Stain
	Anti Stain, Antiodor, Auto Clean, Dark, Delicates, Duvet, <b>Push &amp; Wash</b> , Eco Cycle, Sport Light	Anti Stain, Antiodor, Auto Clean, Dark, Delicates, Duvet, <b>Push &amp; Wash</b> , Eco Cycle, Sport Light	Anti Stain, Antiodor, Auto Clean, Dark, Delicates, Duvet, <b>Push &amp; Wash</b> , Eco Cycle, Sport Light	Anti Stain, Antiodor, Auto Clean, Dark, Delicates, Duvet, <b>Push &amp; Wash</b> , Eco Cycle, Sport Light
	Plastic	Plastic	Plastic	Plastic
	•	•	•	•
	•	•	•	•
	Instantaneous	Instantaneous	Instantaneous	Instantaneous
	•	•	•	•
	•	•	•	•
	220-240	220-240	220-240	220-240
	50	50	50	50
	10	10	10	10
	1.7	1.7	1.7	1.7
	1850	1850	1850	1850
	United Kindom	United Kindom	Schuko	Schuko
	85x59.5x60.5	85x59.5x60.5	85x59.5x60.5	85x59.5x60.5
	White	White	White	White
	8007842848168	8007842855555	8007842826005	8007842826067

WASHING MACHINES,  
WASHER DRYERS AND DRYERS

DISHWASHERS

COMBIS, FRIDGES  
AND FREEZERS

COOKERS

		8 kg					
Model		XWE 81283X S EU	XWE 81283X S EX	XWE 81283X W EU	XWE 81283X W EX	XWE 81283X WSSS EU	
<b>Code</b>		F084707	F084815	F082605	F084814	F082598	
<b>Type</b>		Washers	Washers	Washers	Washers	Washers	
<b>Energy Label</b>							
Normative Load Declared	(kg)	8	8	8	8	8	
Energy Class		<b>A+++</b>	<b>A+++</b>	<b>A+++</b>	<b>A+++</b>	<b>A+++</b>	
Annual Energy consumption*	(kWh)	193	193	193	193	193	
Annual Water consumption*	(lt)	11594	11594	11594	11594	11594	
Spin Performance		B	B	B	B	B	
Max spin speed rpm		1200	1200	1200	1200	1200	
Water remaining after spin cycle perc.		53	53	53	53	53	
<b>Main Features</b>							
User Interface		Big Digit	Big Digit	Big Digit	Big Digit	Big Digit	
Automatic variable load		•	•	•	•	•	
<b>Main Programs and Options</b>							
No. of washing programs		16	16	16	16	16	
Display functions		Antistain, Delay Timer, Fast Forward, Temperature Regulation, Spin Regulation, Select Option, Time	Antistain, Delay Timer, Fast Forward, Temperature Regulation, Spin Regulation, Select Option, Time	Antistain, Delay Timer, Fast Forward, Temperature Regulation, Spin Regulation, Select Option, Time	Antistain, Delay Timer, Fast Forward, Temperature Regulation, Spin Regulation, Select Option, Time	Antistain, Delay Timer, Fast Forward, Temperature Regulation, Spin Regulation, Select Option, Time	
Wool cycle		Golden Woolmark	Golden Woolmark	Golden Woolmark	Golden Woolmark	Golden Woolmark	
Silk							
Cottons with prewash		•	•	•	•	•	
<b>Special Programs and Options</b>							
Options		Rapid cycles (Refresh 9'), Stain	Rapid cycles (Refresh 9'), Stain	Rapid cycles (Refresh 9'), Stain	Rapid cycles (Refresh 9'), Stain	Rapid cycles (Refresh 9'), Stain	
Special Programs		Anti Stain, Antiodor, Auto Clean, Dark, Delicates, Duvet, <b>Push &amp; Wash</b> , Eco Cycle, Sport Light	Anti Stain, Antiodor, Auto Clean, Dark, Delicates, Duvet, <b>Push &amp; Wash</b> , Eco Cycle, Sport Light	Anti Stain, Antiodor, Auto Clean, Dark, Delicates, Duvet, <b>Push &amp; Wash</b> , Eco Cycle, Sport Light	Anti Stain, Antiodor, Auto Clean, Dark, Delicates, Duvet, <b>Push &amp; Wash</b> , Eco Cycle, Sport Light	Anti Stain, Antiodor, Auto Clean, Dark, Delicates, Duvet, <b>Push &amp; Wash</b> , Eco Cycle, Sport Light	
<b>Structural Features</b>							
Tub		Plastic	Plastic	Plastic	Plastic	Plastic	
Shock absorbers		•	•	•	•	•	
Thermal antishock		•	•	•	•	•	
Safety delay to lock door		Instantaneous	Instantaneous	Instantaneous	Instantaneous	Instantaneous	
Self Cleaning filter		•	•	•	•	•	
Antioverflow		•	•	•	•	•	
Child lock							
<b>Technical Features</b>							
Supply Voltage		220-240	220-240	220-240	220-240	220-240	
Supply Frequency		50	50	50	50	50	
Absorbed Current	(A)	10	10	10	10	10	
Cable Length	(m)	1.7	1.7	1.7	1.7	1.7	
Absorbed Power	(W)	1850	1850	1850	1850	1850	
Plug Type		Schuko	United Kindom	Schuko	United Kindom	Schuko	
Height x Width x Depth	(cm)	85x59.5x60.5	85x59.5x60.5	85x59.5x60.5	85x59.5x60.5	85x59.5x60.5	
<b>Colour</b>		Silver	Silver	White	White	White	
EAN		8007842847079	8007842848151	8007842826050	8007842848144	8007842825985	

\*220 cycles based on Cotton 60° full load and Cotton 40° half load.

7 kg			
XWA 81283X W EU		XWA 71251 W EU	XWE 71251 W EU
	F082604	F082601	F082633
	Washers	Washers	Washers
	8	7	7
	A+++	A+	A+
	193	201	201
	11594	10623	10623
	B	B	B
	1200	1200	1200
	53	53	53
	Led	Led	Big Digit
	•	•	•
	16	16	16
	Delay Timer, Temperature Regulation, Spin Regulation	Delay Timer, Temperature Regulation, Spin Regulation	Delay Timer, Fast Forward, Temperature Regulation, Spin Regulation, Select Option, Sport, Time
	Golden Woolmark	Golden Woolmark	Golden Woolmark
	•	•	
	•	•	•
	Stain	Stain	Rapid cycles (Refresh 9'), Stain
	Anti Stain, Antiodor, Auto Clean, Dark, Delicates, Duvet, <b>Push &amp; Wash</b> , Sport Light	Anti Stain, Antiodor, Auto Clean, Dark, Delicates, Duvet, <b>Push &amp; Wash</b> , Sport Light	Antiodor, Auto Clean, Dark, Delicates, Duvet, Gym kit, <b>Push &amp; Wash</b> , Eco Cycle, Sport Light
	Plastic	Plastic	Plastic
	•	•	•
	•	•	•
	Standard	Standard	Instantaneous
	•	•	•
	•	•	•
	220-240	220-240	220-240
	50	50	50
	10	10	10
	1.7	1.7	1.7
	1850	1850	1850
	Schuko	Schuko	Schuko
	85x59.5x60.5	85x59.5x54	85x59.5x54
	White	White	White
	8007842826043	8007842826012	8007842826333

WASHING MACHINES,  
WASHER DRYERS AND DRYERS

DISHWASHERS

COMBIS, FRIDGES  
AND FREEZERS

COOKERS

		9 kg		8 kg		7 kg		
Model		IWE 91481 ECO UK	IWC 91082 ECO EU	IWE 81281 ECO UK	IWE 81251 S ECO UK	IWD 71251 S ECO UK	IWD 71251 ECO UK	
<b>Code</b>		F078835	F077657	F078827	F078828	F078823	F085067	
<b>Type</b>		Washers	Washers	Washers	Washers	Washers	Washers	
<b>Energy Label</b>								
Normative Load Declared	(kg)	9	9	8	8	7	7	
Energy Class		<b>A+</b>	<b>A++</b>	<b>A+</b>	<b>A+</b>	<b>A+</b>	<b>A+</b>	
Annual Energy consumption*	(kWh)	278	245	250	223	213	201	
Annual Water consumption*	(lt)	12254	12254	11594	11374	10623	10623	
Spin Performance		B	C	B	B	B	B	
Max spin speed rpm		1400	1000	1200	1200	1200	1200	
Water remaining after spin cycle perc.		53	62	53	53	53	53	
<b>Main Features</b>								
User Interface		Big Digit	Led	Big Digit	Big Digit	Small Digit	Small Digit	
Automatic variable load		•	•	•	•	•	•	
<b>Main Programs and Options</b>								
No. of washing programs		16	16	16	16	16	16	
Display functions		Delay Timer, Temperature Regulation, Spin Regulation, Time to End		Delay Timer, Temperature Regulation, Spin Regulation, Time to End	Delay Timer, Temperature Regulation, Spin Regulation, Time to End	Delay Timer	Delay Timer	
Wool cycle		Handwash	Handwash	Handwash	Handwash	Handwash	Handwash	
Silk		•	•	•				
Cottons with prewash			•					
<b>Special Programs and Options</b>								
Special Programs		20° Zone, Jeans, Sport Intensive, Sport Light, Sport Shoes	Express, Jeans, Outwear, Sport Intensive, Sport Light, Sport Shoes	20° Zone, Jeans, Sport Intensive, Sport Light, Sport Shoes	20° Zone, Jeans, Outwear, Sport Intensive, Sport Light, Sport Shoes	20° Zone, Jeans, Sport Intensive, Sport Light, Sport Shoes	20° Zone, Jeans, Outwear, Sport Intensive, Sport Light, Sport Shoes	
<b>Structural Features</b>								
Tub		Plastic	Plastic	Plastic	Plastic	Plastic	Plastic	
Shock absorbers		•	•	•	•	•	•	
Thermal antishock		•	•	•	•	•	•	
Safety delay to lock door		Instantaneous	Standard	Instantaneous	Instantaneous	Standard	Standard	
Self Cleaning filter		•	•	•	•	•	•	
Antioverflow		•	•	•	•	•	•	
Child lock								
<b>Technical Features</b>								
Supply Voltage		220-240	220-240	220-240	220-240	220-240	220-240	
Supply Frequency		50	50	50	50	50	50	
Absorbed Current	(A)	10	10	13	13	13	13	
Cable Length	(m)	1.7	1.7	1.7	1.7	1.7	1.7	
Absorbed Power	(W)	1850	1850	1850	1850	1850	1850	
Plug Type		United Kingdom	Schuko	United Kindom	United Kindom	United Kindom	United Kindom	
Height x Width x Depth	(cm)	85x59.5x60	85x59.5x60	85x59.5x60	85x59.5x60	85x59.5x53.5	85x59.5x53.5	
<b>Colour</b>		White	White	White	Silver	Silver	White	
EAN		8007842788358	8007842776577	8007842788273	8007842788280	8007842788235	8007842850673	

\*220 cycles based on Cotton 60° full load and Cotton 40° half load.



6 kg						
IWE 71251 C ECO EX	IWE 71251 C ECO GCC	IWE 61251 C ECO GCC	IWE 61051 C ECO EX	IWE 61051 C ECO UAE	IWE 61051 EX 60HZ	
F087940	F087939	F087938	F087720	F087721	F087502	
Washers	Washers	Washers	Washers	Washers	Washers	
7	7	6	6	6	6	
A+	A+	A+	A+	A+	A+	
201	201	196	196	196	228	
10623	10623	8643	8643	8643	10400	
B	C	B	C	C	D	
1200	1200	1200	1000	1000	900	
53	62	53	62	62	71	
Big Digit	Big Digit	Big Digit	Big Digit	Big Digit	Big Digit	
•	•	•	•	•	•	
16	16	16	16	16	16	
Delay Timer, Temperature Regulation, Spin regulation, Time to end	Delay Timer, Temperature Regulation, Spin regulation, Time to end	Delay Timer, Temperature Regulation, Spin regulation, Time to end	Delay Timer, Temperature Regulation, Spin Regulation Time to End	Delay Timer	Delay Timer	
Handwash	Handwash	Handwash	Handwash	Handwash	Handwash	
•	•		•	•	•	
	•		•	•	•	
20° Zone, Jeans, Sport Intensive, Sport Light, Sport Shoes	20° Zone, Jeans, Sport Intensive, Sport Light, Sport Shoes	20° Zone, Jeans, Sport Intensive, Sport Light, Sport Shoes		20° Zone, Jeans, Outwear, Sport Intensive, Sport Light, Sport Shoes	20° Zone, Jeans, Sport Intensive, Sport Light, Sport Shoes	
Plastic	Plastic	Plastic	Plastic	Plastic	Plastic	
•	•	•	•	•	•	
•	•	•	•	•	•	
Standard	Standard	Standard	Instantaneous	Standard	Instantaneous	
•	•	•	•	•	•	
•	•	•	•	•	•	
220-240	220-240	220-240	220-240	220-240	220-240	
50	50	50	50	50	50	
10	10	13	10	13	10	
1.7	1.7	1.7	1.7	1.7	1.7	
1850	1850	1850	1850	1850	1850	
Schuko	United Kindom	United Kindom	Schuko	United Kindom	Schuko	
85x59.5x51.7	85x59.5x51.7	85x59.5x51.7	85x59.5x51.7	85x59.5x51.7	85x59.5x51.7	
White	White	White	White	White	White	
8007842879407	8007842879391	8007842879384	8007842877205	8007842877212	8007842877205	

WASHING MACHINES,  
WASHER DRYERS AND DRYERS

DISHWASHERS

COMBIS, FRIDGES  
AND FREEZERS

COOKERS

		Slim				
Model		IWSE 61251 C ECO GCC	IWSE 61051 C ECO GCC	IWSE 61051 C ECO EX	IWSC 61051 ECO UK	IWSC 51051 C ECO EU
<b>Code</b>		F088718	F088717	F088719	F082378	F081488
<b>Type</b>		Washers	Washers	Washers	Washers	Washers
<b>Energy Label</b>						
Normative Load Declared	(kg)	6	6	6	6	5
Energy Class		<b>A+</b>	<b>A+</b>	<b>A+</b>	<b>A+</b>	<b>A+</b>
Annual Energy consumption*	(kWh)	192	192	192	192	166
Annual Water consumption*	(lt)	8303	8303	8303	8303	7546
Spin Performance		B	C	B	C	C
Max spin speed rpm		1200	1000	1000	1000	1000
Water remaining after spin cycle perc.		53	62	53	63	62
<b>Main Features</b>						
User Interface		Big Digit	Big Digit	Big Digit	Led	Led
Automatic variable load		•	•	•	•	•
<b>Main Programs and Options</b>						
No. of washing programs		16	16	16	16	16
Display functions		Delay Timer	Delay Timer	Delay Timer		
Wool cycle		Handwash	Handwash	Handwash	Handwash	Handwash
Silk			•		•	•
Cottons with prewash			•			•
<b>Special Programs and Options</b>						
Special						
Special Programs		20° Zone, Jeans, Sport Intensive, Sport Light, Sport Shoes	20° Zone, Jeans, Sport Intensive, Sport Light, Sport Shoes	20° Zone, Jeans, Outwear, Sport Intensive, Sport Light, Sport Shoes	20° Zone, Jeans, Outwear, Sport Intensive, Sport Light, Sport Shoes	20° Zone, Jeans, Sport Intensive, Sport Light, Sport Shoes
<b>Structural Features</b>						
Tub		Plastic	Plastic	Plastic	Plastic	Plastic
Shock absorbers		•	•	•	•	•
Thermal antishock		•	•	•	•	•
Safety delay to lock door		Standard	Standard	Standard	Standard	Standard
Self Cleaning filter		•	•	•	•	•
Antioverflow		•	•	•	•	•
Child lock						
<b>Technical Features</b>						
Supply Voltage		220-240	220-240	220-240	220-240	220-240
Supply Frequency		50	50	50	50	50
Absorbed Current	(A)	13	10	13	13	10
Cable Length	(m)	1.7	1.7	1.7	1.7	1.7
Absorbed Power	(W)	1850	1850	1850	1850	1850
Plug Type		United Kindom	United Kindom	Schuko	United Kindom	Schuko
Height x Width x Depth	(cm)	85x59.5x42	85x59.5x42	85x59.5x42	85x59.5x41.4	85x59.5x42
<b>Colour</b>		White	White	White	White	White
EAN		8007842887181	8007842887174	8007842887198	8007842823783	8007842814880

\*220 cycles based on Cotton 60° full load and Cotton 40° half load.

		7 kg	6 kg	5 kg		
Model		ITW E 71252 W EU	ITW D 61052 W EU	ITW A 61052 W EE	ITWA 51052 W EU	ITW A 5852 W IL
<b>Code</b>		F087691	F087688	F087690	F087686	F087714
<b>Type</b>		Washers	Washers	Washers	Washers	Washers
<b>Energy Label</b>						
Full load	(kg)	7	6	6	5	5
Energy Class		<b>A++</b>	<b>A++</b>	<b>A++</b>	<b>A++</b>	<b>A++</b>
Annual Energy consumption	(kWh/year)	194	173	173	148	148
Annual Water consumption	(lt/year)	9200	8926	8500	7400	7400
Spin Performance		B	C	C	C	D
Max spin speed rpm		1200	1000	1000	1000	800
<b>Main Features</b>						
Interface		Led	Small Digit	Led	Led	Led
Automatic variable load		•	•	•	•	•
Display visualisation		Time to End Cycle, Time to Start Cycle	Time to End Cycle, Time to Start Cycle	Time to End Cycle, Time to Start Cycle	Time to End Cycle, Time to Start Cycle	Time to End Cycle, Time to Start Cycle
<b>Main Programs and Options</b>						
No. of washing programs		18	18	18	18	18
Wool cycle		Standard	Standard	Standard	Standard	Standard
Silk		•	•	•	•	•
Cottons with prewash		•	•	•	•	•
<b>Special Programs &amp; Options</b>						
Special		Delicates, Express, Jeans, Eco Cycle	Delicates, Express, Jeans, Eco Cycle	Delicates, Express, Jeans, Eco Cycle	Delicates, Express, Jeans, Eco Cycle	Delicates, Express, Jeans, Eco Cycle
Antifoam		•	•	•	•	•
Special Features		Delay Timer, Rapid cycles	Delay Timer, Rapid cycles	Delay Timer, Rapid cycles	Delay Timer, Rapid cycles	Delay Timer, Rapid cycles
<b>Structural Features</b>						
Tub		Plastic	Plastic	Plastic	Plastic	Plastic
Shock absorbers		•	•	•	•	•
Thermal antishock		•	•	•	•	•
Safety delay to lock door		•	•	•	•	•
Overflow device		Antioverflow	Antioverflow	Antioverflow	Antioverflow	Antioverflow
<b>Technical Features</b>						
Supply Voltage		220-240	220-240	220-240	220-240	220-240
Supply Frequency		50	50	50	50	50
Absorbed Current	(A)	10	10	10	10	10
Cable Length	(m)	1.2	1.2	1.5	1.2	1.5
Plug Type		Schuko	Schuko	Schuko	Schuko	IL
Height x Width x Depth	(cm)	90x40x60	90x40x60	90x40x60	90x40x60	90x40x60
<b>Colour</b>		White	White	White	White	White
<b>EAN</b>		8007842876918	8007842876888	8007842876901	8007842876864	8007842877144

\*220 cycles based on Cotton 60° full load and Cotton 40° half load.

Model		9 kg - Innex					7 kg - Eco Time		
		XWDE 961480X WSSS EU	XWDE 961480X WSSS GCC	XWDE961480XWS EX60HZ	XWDE 961480X S EX	XWDE 961480X S GCC	IWDC 71680 FR	IWDE 7125 B EU	
<b>Code</b>		F085640	F088830	F088840	F088096	F088833	F072307	F062565	
<b>Type</b>		Washer dryer	Washer dryer	Washer dryer	Washer dryer	Washer dryer	Washer dryer	Washer dryer	
<b>Aesthetic</b>		Innex	Innex	Innex	Innex	Innex	Eco Time	Eco Time	
Rpm (spin)		1400	1400	1400	1400	1400	1600	1200	
Washing capacity	(kg)	9	9	9	9	9	7	7	
Max drying load	(kg)	6	6	6	6	6	4	5	
Energy Class		A	A	A	A	A	A	B	
Washing energy consumption	(kW/h)	1.35	1.35	1.35	1.35	1.35	1.19	1.33	
Washing+drying energy consumption	(kW/h)	6.12	6.12	6.12	6.12	6.12	4.76	5.46	
Washing efficiency class		A	A	A	A	A	A	A	
Spin Performance		A	B	B	B	B	A	B	
Washing water consumption	(l)	52	52	52	52	52	60	60	
Washing+drying water consumption	(l)	95	95	95	95	95	102	104	
Water remaining after spin cycle	(%)	53	53	53	53	53	45	52	
Washing cycle duration min		194	194	194	194	194	153	150	
User Interface		Digit	Digit	Digit	Digit	Digit	Led	Digit	
Display functions		Antistain, Spin, Delay Timer, Dry only, Temperature Regulation, Spin Regulation, Time To End	Antistain, Spin, Delay Timer, Dry only, Temperature Regulation, Spin Regulation, Time To End	Antistain, Spin, Delay Timer, Dry only, Temperature Regulation, Spin Regulation, Time To End	Spin, Delay Timer, Dry only, Temperature Regulation, Spin Regulation, Options, Sport, Time To End	Antistain, Spin, Delay Timer, Dry only, Temperature Regulation, Spin Regulation, Time To End		Spin, Delay Timer, Temperature Regulation, Spin Regulation	
Automatic variable load		•	•	•	•	•	•	•	
<b>Main Programs and Options</b>									
No. of programs		16	16	16	16	16	16	16	
Drying programs		12	12	12	12	12	3	3	
Cottons with prewash		•	•	•	•	•	•	•	
Silk							•	•	
Wool cycle		Golden Woolmark	Golden Woolmark	Golden Woolmark	Golden Woolmark	Golden Woolmark	Handwash	Handwash	
<b>Special Programs</b>		AirFresh, Antistain, Antiodor, Auto clean, Dark, Delicate, Express Wash & Dry, Mix 30', <b>Push &amp; Wash+Dry</b> , Rapid Cycle, Sport	AirFresh, Antistain, Antiodor, Auto clean, Dark, Delicate, Express Wash & Dry, Mix 30', <b>Push &amp; Wash+Dry</b> , Rapid Cycle, Sport	AirFresh, Antistain, Antiodor, Auto clean, Dark, Delicate, Express Wash & Dry, Mix 30', <b>Push &amp; Wash+Dry</b> , Rapid Cycle, Sport	AirFresh, Antistain, Antiodor, Auto clean, Dark, Delicate, Express Wash & Dry, Mix 30', <b>Push &amp; Wash+Dry</b> , Rapid Cycle, Sport (Sport Light, Sport Shoes)	AirFresh, Antistain, Antiodor, Auto clean, Dark, Delicate, Express Wash & Dry, Mix 30', <b>Push &amp; Wash+Dry</b> , Rapid Cycle, Sport	Express Wash & Dry, Flash Cotton 60°, Jeans, Sport Light, Sport Shoes	Express Wash & Dry, Jeans, Sport Light, Sport Shoes	
Tub		Plastic	Plastic	Plastic	Plastic	Plastic	Plastic	Plastic	
Shock absorbers		•	•	•	•	•	•	•	
Thermal antishock		•	•	•	•	•	•	•	
Selfcleaning filter		•	•	•	•	•	•	•	
Detergent recycling system		Okò	Okò	Okò	Okò	Okò	Okò	Okò	
<b>Technical Features</b>									
Absorbed Current	(A)	10	10	10	10	10	10	10	
Supply Frequency		50	50	60	50	50	50	50	
Cable Length	(m)	1.7	1.7	1.7	1.7	1.7	1.7	1.7	
Absorbed Power	(W)	1850	1850	1850	1850	1850	1850	1850	
Supply Voltage		220-240	220-240	220-240	220-240	220-240	220-240	220-240	
Plug Type		Schuko	United Kindom	United Kindom	United Kindom	United Kindom	Schuko	Schuko	
Height x Width x Depth	(cm)	85x59.5x60.5	85x59.5x60.5	85x59.5x60.5	85x59.5x60.5	85x59.5x60.5	85x59.5x53.5	85x59.5x53.5	
<b>Cabinet colour</b>		White	White/silver	White/silver	Silver	silver	White	White	
EAN		8007842856408	8007842888300	8007842888409	8007842880960	8007842888331	8007842723076	8007842625653	



7 kg - Eco Time									
IWDE 7125 B UK	IWDC 7125 BC ECO K SA	IWDC 7125 B AUS 1	IWDC 7125 EU	IWDE 7125 S EU	IWDE 7125 S UK	IWDC 7085 KW	IWDC 7105 ECO EU	IWDC 6145 S FR	IWDC 6125 FR
F062572	F078806	F088467	F062524	F062533	F062573	F062519	F078805	F062517	F062481
Washer dryer	Washer dryer	Washer dryer	Washer dryer	Washer dryer	Washer dryer	Washer dryer	Washer dryer	Washer dryer	Washer dryer
Eco Time	Eco Time	Eco Time	Eco Time	Eco Time	Eco Time	Eco Time	Eco Time	Eco Time	Eco Time
1200	1200	1200	1200	1200	1200	1200	800	1000	1400
7	7	7	7	7	7	7	7	6	6
5	5	5	5	5	5	5	5	5	5
B	B	B	B	B	B	B	B	B	B
1.33			1.33	1.33	1.33	1.33	1.33	1.12	1.12
5.46			5.46	5.46	5.46	5.6	5.67	4.72	4.78
A	A		A	A	A		A	A	A
B	B		B	B	B	D	C	B	B
60			60	60	60	60	60	52	52
104			104	104	104	106	104	84	86
54			53	53	54	69	62	54	54
150			150	150	153	155	153	153	140
Digit	Led	Led	Led	Digit	Digit	Led	Led	Led	Led
Spin, Temperature Regulation, Spin Regulation				Spin, Temperature Regulation, Spin Regulation	Spin, Temperature Regulation, Spin Regulation				
•	•	•	•	•	•	•	•	•	•
16	16	16	16	16	16	16	16	16	16
3	3	3	3	3	3	3	3	3	3
•	•	•	•	•	•	•	•	•	•
•	•	•	•	•	•	•	•	•	•
Handwash	Handwash	Handwash	Handwash	Handwash	Handwash	Handwash	Handwash	Handwash	Handwash
Express Wash & Dry, Jeans, Sport Light, Sport Shoes	20° Zone, Express Wash & Dry, Sport Shoes	Express Wash & Dry, Jeans, Sport Light, Sport Shoes	Express Wash & Dry, Jeans, Sport Light, Sport Shoes	Express Wash & Dry, Jeans, Sport Light, Sport Shoes	Express Wash & Dry, Jeans, Sport Intensive, Sport Light, Sport Shoes	Express Wash & Dry, Jeans, Sport Light, Sport Shoes	Express Wash & Dry, Jeans, Sport Light, Sport Shoes	Express Wash & Dry, Flash Cotton 60°, Jeans, Sport Light, Sport Shoes	Express Wash & Dry, Flash Cotton 60°, Jeans, Sport Light, Sport Shoes
Plastic	Plastic	Plastic	Plastic	Plastic	Plastic	Plastic	Plastic	Plastic	Plastic
•	•	•	•	•	•	•	•	•	•
•	•	•	•	•	•	•	•	•	•
•	•	•	•	•	•	•	•	•	•
Okò	Okò	Okò	Okò	Okò	Okò	Okò	Okò	Okò	Okò
10	10	10	10	10	10	10	10	10	10
50	60	50	50	50	50	50	50	50	50
1.7	1.7	1.7	1.7	1.7	1.7	1.7	1.7	1.7	1.7
1850	1850	1850	1850	1850	1850	1850	1850	1850	1850
220-240	220-240	220-240	220-240	220-240	220-240	220-240	220-240	220-240	220-240
Schuko	United Kindom	Australian	Schuko	Schuko	United Kindom	United Kindom	Schuko	Schuko	Schuko
85x59.5x53.5	85x59.5x53.5	85x59.5x53.5	85x59.5x53.5	85x59.5x53.5	85x59.5x53.5	85x59.5x53.5	85x59.5x53.5	85x59.5x53.5	85x59.5x53.5
White	White	White	White	Silver	Silver	White	White	Silver	White
8007842625721	8007842788068	8007842884678	8007842625240	8007842625332	8007842625738	8007842625196	8007842788051	8007842625172	8007842624816

WASHING MACHINES,  
WASHER DRYERS AND DRYERS

DISHWASHERS

COMBIS, FRIDGES  
AND FREEZERS

COOKERS

8 kg							
Model		IDPE G45 A ECO (EU)	IDCE 8450 BS H UK	IDCE 8450 BK H UK	IDCE 8450 B H UK	IDCL 85 B H UK	
<b>Code</b>		F086086	F082524	F082525	F082523	F086075	
<b>Type</b>		Dryers	Dryers	Dryers	Dryers	Dryers	
Segmento Mix		Heat Pump	Condenser	Condenser	Condenser	Condenser	
Energy Class		A	B	B	B	B	
Energy consumption for cotton cycle	(kW/h)	2.72	4.49	4.49	4.49	4.49	
Max. drying capacity for cotton cycle	(kg)	8	8	8	8	8	
Drying time for cotton cycle	(min)	225	140	140	140	145	
Energy consumption for cotton cycle ready to iron	(kW/h)		3.8	3.8	3.8		
Max. drying capacity for cotton cycle ready to iron	(kg)	8	8	8	8	8	
Drying time for cotton cycle ready to iron	(min)		105	105	105		
Energy consumption for Easy Care	(kW/h)	0.92	1.41	1.41	1.41	1.93	
Max. drying capacity for Easy Care	(kg)	4	3	3	3	4	
Drying time for Easy Care	(min)	90	65	65	65	85	
Average consumption per year	(kW/h)		289	289	289		
User Interface		Digit	Digit	Digit	Digit	Led	
Reversible door		•	•	•	•		
<b>Main Programs and Options</b>							
No. Drying programmes		16	16	16	16	15+1	
Special programs		Eco Cotton, Eco Synthetics, Standard Cotton, Cotton Extra Dry, Cotton Fast Iron, Synthetics, Easy Mix, Wool, Fitness, Sport shoes, Jeans, Damp to Dry, Xpress, Daily, Freshen Up	Cotton Hanger, Delicates, Easy Iron, Eco Cotton, Eco Shirts, Eco Synthetics, Jeans, Wool, Outwear, Refresh, Special Shoes, Sport Light, Sportwear, Standard Cotton, Synthetics	Cotton Hanger, Delicates, Easy Iron, Eco Cotton, Eco Shirts, Eco Synthetics, Jeans, Wool, Outwear, Refresh, Special Shoes, Sport Light, Sportwear, Standard Cotton, Synthetics	Cotton Hanger, Cotton Ready to wear, Delicates, Easy Iron, Eco Cotton, Eco Shirts, Eco Synthetics, Jeans, Wool, Outwear, Refresh, Special Shoes, Sport Light, Sportwear, Standard Cotton, Synthetics	15' Cycle, Cotton Extra Dry, Cotton Iron, Eco Cotton, Eco Synthetics, Jeans, 60' cycle, Mixed, Outwear, Refresh, 30' short cycle, Sport Light, Standard Cotton, Synthetics, Wool	
Button/options		1/2 Temperature, Alarm, Delay Timer, Fast Iron, Memo, On/Off, Start	Alarm, Delay Timer, Fast Iron, High Heat, Memo, On/Off, Start	Alarm, Delay Timer, Fast Iron, High Heat, Memo, On/Off, Start	Alarm, Delay Timer, Fast Iron, High Heat, Memo, On/Off, Start	1/2 Temperature, Delay Timer, Crease Care, Start, Child Lock	
Special Features		Anti-Crease, Easy Iron, Heat Pump Technology	HSD	HSD	HSD		
Indicators/LEDs		End, Empty Water Indicator, Clean Filter	Dry, Cool tumble, End, Empty Water Indicator, Clean condenser, Clean Filter	Dry, Cool tumble, End, Empty Water Indicator, Clean condenser, Clean Filter	Dry, Cool tumble, End, Empty Water Indicator, Clean condenser, Clean Filter	Empty Water Indicator	
End of cycle acoustic signal		•	•	•	•	•	
<b>Structural Features</b>							
Alternate bi-directional rotation		•	•	•	•	•	
Water tank capacity	(l)	5	5	5	5	5	
<b>Technical Features</b>							
Absorbed Current	(A)	10	13	13	13	13	
Supply Frequency		50	50	50	50	50	
Cable Length	(m)	1.8	1.8	1.8	1.8	1.8	
Absorbed Power	(W)	1040-1150	2300-2700	2300-2700	2300-2700	2300-2700	
Supply Voltage		220-240	220-240	220-240	220-240	220-240	
Plug Type		Schuko	United Kindom	United Kindom	United Kindom	United Kindom	
Height x Width x Depth	(cm)	85x59.5x62	85x59.5x58.4	85x59.5x58.4	85x59.5x58.4	85x59.5x62	
<b>Colour</b>		White	Silver	Black	White	White	
EAN		8007842860863	8007842825244	8007842825251	8007842825237	8007842860757	

7 kg

IDCL G5 B H EU	IDC 85 S UK	IDC 85 UK	IDC 85 K UK	IDCL 75 B H EU	IDC 75 B UK	IDC 75 EU	IDC 75 UK
F086074	F074774	F068706	F074782	F086104	F089009	F062979	F062939
Dryers	Dryers	Dryers	Dryers	Dryers	Dryers	Dryers	Dryers
Condenser	Condenser	Condenser	Condenser	Condenser	Condenser	Condenser	Condenser
B	C	C	C	B	C	C	C
4.49	5.12	5.12	5.12	3.93	4.48	4.48	4.48
8	8	8	8	7	7	7	7
145	150	150	150	125	135	135	135
	4.26	4.26	4.26		3.82	3.38	3.82
8	8	8	8	8	7	7	7
	120	120	120		105	105	105
1.93	1.55	1.55	1.55	1.93	1.7	1.7	1.7
4	3	3	3	4	3	3	3
85	80	80	80	85	80	80	80
	322	322	322		336	336	336
Led	Knob	Knob	Knob	Led	Knob	Knob	Knob
•							
15	15+1	15+1	15+1	15	15+1	15+1	15+1
15' Cycle, Cotton Extra Dry, Cotton Iron, Eco Cotton, Eco Synthetics, Jeans, Wool, Medium 60', Mixed, Outwear, Refresh, Short '30, Sportwear, Standard Cotton, Synthetics	Refresh	Refresh	Refresh	Eco Cotton, Eco Synthetics, Jeans, 60' cycle, Mixed, Outwear, Refresh, 30' short cycle, Sport, Standard Cotton, Synthetics, Wool	Refresh		Refresh
1/2 Temperature, Crease Care, Delay Timer, Start	Start	Start	Start	1/2 Temperature, Delay Timer, Crease Care, Start, Child Lock	Start	1/2 Temperature, Start	Start
HSD	6 Kg, Cool Air Cycle, Easy Iron, Anticrease	6 Kg, Cool Air Cycle, Easy Iron, Anticrease	6 Kg, Cool Air Cycle, Easy Iron, Anticrease	Anticrease, HSD	6 Kg, Cool Air Cycle, Easy Iron, Anticrease	6 Kg, Cool Air Cycle, Easy Iron, Anticrease	6 Kg, Cool Air Cycle, Easy Iron, Anticrease
End, Empty Water Indicator, Clean Filter	Empty Water Indicator	Empty Water Indicator	Empty Water Indicator	Empty Water Indicator	Empty Water Indicator	Empty Water Indicator	Empty Water Indicator
•				•			
•	•	•	•	•	•	•	•
5				5			
16	13	13	13	16	13	16	13
50	50	50	50	50	50	50	50
1.8	1.8	1.8	1.8	1.8	1.8	1.8	1.8
2300-2700	2300-2700	2300-2700	2300-2700	2300-2700	2300-2700	2300-2700	2300-2700
220-240	220-240	220-240	220-240	220-240	220-240	220-240	220-240
Schuko	United Kindom	United Kindom	United Kindom	Schuko	United Kindom	Schuko	United Kindom
85x59.5x62	85x59.5x58.4	85x59.5x58.4	85x59.5x58.4	85x59.5x62	85x59.5x58.4	85x59.5x58.4	85x59.5x58.4
White	Silver	White	Black	Black	Black	White	White
8007842860740	8007842747744	8007842687064	8007842747829	8007842861044	8007842890099	8007842629798	8007842629392

Model		7,5 kg	7 kg		
		IDVA 835 EU	IDVA 735 X AUS	IDVL 75 B R S UK	IDVL 75 B R UK
<b>Code</b>		F068768	F082515	F086084	F086082
<b>Type</b>		Dryers	Dryers	Dryers	Dryers
Segmento Mix		Vented	Vented	Vented	Vented
Energy Class		B	B	B	B
Energy consumption for cotton cycle	(kW/h)	4.24	3.98	3.98	3.98
Max. drying capacity for cotton cycle	(kg)	7.5	7	7	7
Drying time for cotton cycle	(min)	115	110	110	110
Energy consumption for cotton cycle ready to iron	(kW/h)	3.41	3.05	3.09	3.09
Max. drying capacity for cotton cycle ready to iron	(kg)	7.5	7	7	7
Drying time for cotton cycle ready to iron	(min)	90	90	85	85
Energy consumption for Easy Care	(kW/h)	1.18	1.14	1.17	1.17
Max. drying capacity for Easy Care	(kg)	3	3	3	3
Drying time for Easy Care	(min)	40	40	40	40
Average consumption per year	(kW/h)	270	266	267	267
User Interface		Led	Led	Led	Led
Reversible door					
<b>Main Programs and Options</b>					
No. Drying programmes		10+1	10+1	15	15
Special programs		Cotton Cupboard, Cotton Hanger, Cotton Iron, Eco Time, Special Shoes, Sport Intensive, Sport Light, Synthetics Cupboard, Synthetics Iron, Wool	Cotton Cupboard, Cotton Hanger, Cotton Iron, Eco Time, Wool, Special Shoes, Sport Intensive, Sport Light, Synthetics Cupboard, Synthetics Iron	Eco Cotton, Eco Synthetics, Standard Cotton, Cotton Extra Dry, Cotton Fast Iron, Synthetics, Easy Mix, Wool, Fitness, Sport shoes, Jeans, Damp to Dry, Xpress, Daily, Freshen Up	Eco Cotton, Eco Synthetics, Standard Cotton, Cotton Extra Dry, Cotton Fast Iron, Synthetics, Easy Mix, Wool, Fitness, Sport shoes, Jeans, Damp to Dry, Xpress, Daily, Freshen Up
Button/options		1/2 Temperature, Delay Timer, On/Off, Post Crease Care, Pre Crease Care, Start	1/2 Temperature, Delay Timer, On/Off, Post Crease Care, Pre Crease Care, Start	1/2 Temperature, Crease Care, Delay Timer, Start	1/2 Temperature, Crease Care, Delay Timer, Start
Special Features		6 Kg, Cool Air Cycle, Easy Iron, Anticrease	6 Kg, Cool Air Cycle, Easy Iron, Anticrease	HSD, Shoe Rack	HSD, Shoe Rack
Indicators/LEDs			Dry, Cool tumble, End, Clean Filter	Clean Filter, Cool tumble, Dry, End	Clean Filter, Cool tumble, Dry, End
End of cycle acoustic signal		•	•	•	•
<b>Structural Features</b>					
Alternate bi-directional rotation		•	•	•	•
Water tank capacity	(l)				
<b>Technical Features</b>					
Absorbed Current	(A)	16	10	13	13
Supply Frequency		50	50	50	50
Cable Length	(m)	1.8	1.8	1.8	1.8
Absorbed Power	(W)	2200-2600	2050-2400	2200-2600	2200-2600
Supply Voltage		220-240	220-240	220-240	220-240
Plug Type		Schuko	Australian	United Kindom	United Kindom
Height x Width x Depth	(cm)	85x59.5x58.4	85x59.5x58.4	85x59.5x58.4	85x59.5x58.4
<b>Colour</b>		White	White	Silver	White
EAN		8007842687682	8007842825152	8007842860849	8007842860825



							4 kg
IDV 75 S UK	IDV 75 UK	IDV 75 KW	IDV 75 EU	IDV 75 EX 60Hz	IDV 75 S EX 60Hz	IS 41 V UK	
F074629	F074628	F062984	F062978	F062985	F062987	F086092	
Dryers	Dryers	Dryers	Dryers	Dryers	Dryers	Dryers	
Vented	Vented	Vented	Vented	Vented	Vented	Vented	
B	B	C	B	B	B	C	
3.98	3.98	3.98	3.98	3.98	3.98	2.49	
7	7	7	7	7	7	4	
110	110	110	110	110	110	95	
3.05	3.05	3.05	3.05	3.05	3.05	3.09	
7	7	7	7	7	7	3	
85	85	85	85	85	85		
1.18	1.18	1.18	1.18	1.18	1.18	0.82	
3	3	3	3	3	3	2	
40	40	40	40	40	40	30	
267	267	267	267	267	267		
Knob	Knob	Knob	Knob	Knob	Knob	Knob	
12	12	15+1	12+1	15+1	15+1	12+1	
Refresh	Refresh	Refresh	Refresh	Refresh	Refresh	Refresh	
Start	Start	1/2 Temperature, Start	1/2 Temperature, Start	1/2 Temperature, Start	1/2 Temperature, Start	1/2 Temperature	
6 Kg, Cool Air Cycle, Easy Iron, Anticrease	6 Kg, Cool Air Cycle, Easy Iron, Anticrease	6 Kg, Cool Air Cycle, Easy Iron, Anticrease	6 Kg, Cool Air Cycle, Easy Iron, Anticrease	6 Kg, Cool Air Cycle, Easy Iron, Anticrease	6 Kg, Cool Air Cycle, Easy Iron, Anticrease	Anticrease	
•	•	•	•	•	•	•	
13	13	13	16	13	13	13	
50	50	50	50	60	60	50	
1.8	1.8	1.8	1.8	1.8	1.8	1.8	
2200-2600	2200-2600	2200-2600	2200-2600	2200-2400	2200-2400	1890-2200	
220-240	220-240	220-240	220-240	220-230	220-230	220-240	
United Kindom	United Kindom	United Kindom	Schuko	United Kindom	United Kindom	United Kindom	
85x59.5x58.4	85x59.5x58.4	85x59.5x58.4	85x59.5x58.4	85x59.5x58.4	85x59.5x58.4	67x49x48	
Silver	White	White	White	White	Silver	White + Grey	
8007842746297	8007842746280	8007842629842	8007842629781	8007842629859	8007842629873	8007842860924	

A modern interior space featuring a dark metal staircase on the left, a white armchair on the right, and a low white coffee table in the center. The floor is made of dark wood. Large windows in the background let in natural light. The text 'PLENTY OF SPACE AND A WIDE RANGE OF CYCLES FOR ALL KINDS OF DISHES.' is overlaid in large white capital letters.

# PLENTY OF SPACE AND A WIDE RANGE OF CYCLES FOR ALL KINDS OF DISHES.

---

## NEW DISHWASHER



The Indesit eXtra Freestanding dishwasher is designed to make your life easier. It washes and dries even the dirtiest and bulkiest dishes effectively. This appliance has extremely low power consumption, allowing you to wash in less time as well as save energy and water.



WASHING MACHINES,  
WASHER DRYERS AND DRYERS

DISHWASHERS

COMBIS, FRIDGES  
AND FREEZERS

COOKERS



# INDESIT eXtra WASHES DISHES OF ALL SIZES, EVEN THE MOST BULKY ONES, IN JUST ONE HOUR.



With the new “eXtra” washing program, you can wash over-sized pots and pans in the same dishwasher, simply by removing the upper rack.





E

extra  
cycle

53  
cm



extra

WASHING MACHINES,  
WASHER DRYERS AND DRYERS

DISHWASHERS

COMBIS, FRIDGES  
AND FREEZERS

COOKERS





## eXtra CYCLE: THE DISHWASHER THAT TAKES CARE OF EVERYTHING.

Washing bulky dishes has never been so easy. With the new **eXtra Washing Program**, you can forget about hand washing even the **big dishes** like oven drip pans, hob grills, pizza tins and pots.

To have your dishes washed **in just one hour**, simply **remove the upper rack**, and you will have **53 cm of space in height** at your disposal. You can then select the eXtra cycle and see for yourself just how easy it is!

## TECHNOLOGY IN ACTION.

The eXtra cycle washes dishes with large dimensions in a record time of 1 hour and with excellent washing results. Thanks to the combined action of the **inverter motor** and the new innovative **hydraulic system** implemented with the new sprayers, the distribution of water dispensed inside the dishwasher has been greatly improved.

And that is not all! The activation of the eXtra cycle allows you to also manage the temperature and pressure of the water jets, allowing these to increase by 25% and 15% respectively as compared to a normal cycle.



## GENTLY WASH YOUR FRAGILE DISHES IN JUST A SHORT TIME.

For your more fragile dishes, you can also activate the **eXtra Light option**, ensuring safe and brilliant results in just 1 hour.



- |     |      |      |     |     |   |     |       |
|-----|------|------|-----|-----|---|-----|-------|
| 1   | 2    | 3    | 4   | 5   | 6 | 7   | 8     |
| ECO | AUTO | AUTO |     |     |   |     | Extra |
|     | 65°  | 55°  | 45° | 50° |   | 65° |       |

**Indesit**



## NO MORE UNNECESSARY WASTING OF WATER!

Did you know that when you hand wash 14 place settings, you waste between 80 and 100 litres of water? The Indesit dishwasher however uses only 9 litres of water – that's approximately 44% less water consumption as compared to traditional dishwashers\*! This is achieved thanks to the new hydraulic system that improves the water distribution, thus avoiding unnecessary wastage.

\* It refers to a dishwasher with a consumption of 16 litres of water.

## PREWASH IS NO LONGER NECESSARY.

With the new Indesit dishwasher, prewashing dishes by hand is no longer necessary. **The prewash is carried out in the first phase in both Eco and Normal programs**, while the automatic programs reach maximum performance – thanks to the winning combination of the turbidity sensors and the Inverter motor that optimises all washing parameters.

Moreover, while you wait for the dishwasher to load fully, the soaking program prevents the formation of deposits from food residue.

## MAXIMUM PERFORMANCE WITH MINIMUM ENERGY CONSUMPTION.

The Indesit Freestanding Dishwasher is designed to offer the best performance with the lowest consumption. In fact, all **the products in the 60 cm range have energy efficiency ratings of A<sup>+</sup> and A<sup>++</sup>**. With the A<sup>+</sup> and A<sup>++</sup> ratings, Indesit guarantees **an energy saving of up to 16% as compared to A**.

# FLEXIBLE INNER COMPARTMENT TO LOAD EVERYTHING YOU NEED TO.

Loading and unloading an Indesit eXtra dishwasher is easy and safe, thanks to inner racks that are designed to allow maximum load flexibility and to receive up to 14 place settings.



## COLOR OPTIONS.

Indesit racks are not only functional, but are visually appealing as well: **gray or white racks** (depending on models) match perfectly with the new **blue details**.

## TANK AND STAINLESS STEEL FILTERS.

The **tank and filters of Indesit dishwashers** are **100% stainless steel**, a long-lasting material capable of increasing washing and drying performances. The stainless filter is easy to extract and clean up, and guarantees a high hygiene standard that achieves great washing results.

## UPPER RACK.

In the upper rack, there are new flexible flaps that can be set in 3 different positions for angle and height, so that you can place cups, glasses or ladles in any way that suits your requirements.

## CUTLERY BASKET AND TRAY.

Cutlery can be comfortably placed either in **the sliding cutlery basket**, or in the new **sliding tray which is completely removable** (where present) that is located on the upper rack. It can also accommodate larger cutlery or kitchen tools.

## LIFT-UP.

You can also raise the upper rack to increase the lower space by 3.5 cm, thanks to the **lift-up system** that creates additional space to place higher pots.

## HANDLES.

Thanks to the new **ergonomic handles**, it's easier to grip and slide both racks.

## LOWER RACK.

The upper rack features the new flexible flaps that can be set in 3 different positions for angle and height, so **you can place cups, glasses or ladles in any way that suits your requirements**.





## PROGRAMS AND OPTIONS FOR EVERY NEED.



### Eco

A cycle designed to save all you can, consuming less water and energy, and achieving washing and drying results of a class A standard.



### Auto Normal

A cycle that is adjusted according to the level of dirt, perfect for every day dishes.



### Auto intensive

A cycle that is adjusted according to the level of dirt, dedicated to extremely dirty dishes.



### Soaking

This is the prewashing cycle that softens the dirt while waiting for dishwasher to load fully.



### Normal.

A cycle dedicated to daily washes, and perfectly removes dirt. Certified by CTTN\*.

\*Centre Technique de la Teinture e du Nettoyage.



### Half load

A cycle that washes a few dishes in a short time, saving energy and water.



### Delicate

A specific cycle that washes the more fragile dishes and glasses with great care.



### Rapid 40'

A cycle that washes slightly dirty dishes in 40 minutes, saving time and energy.



### eXtra

A one hour cycle dedicated to large and extremely dirty dishes, up to a maximum height of 53 cm.



### Intensive

A specific cycle for stubborn dirt, it perfectly removes smells.



### Hygiene

A cycle designed especially to sterilise the dishes by removing bacteria, thanks to the high washing temperatures.



### Delayed Start

It allows you to delay your dishwasher start time for up to 24 hours.



### eXtra Light Option

It allows you to gently wash the larger and more fragile dishes in just 1 hour. This option can only be activated on the eXtra cycle.





# NEW DESIGN.

The new eXtra dishwashers are available in two versions – with or without the display, and from a choice of colours such as stainless steel, silver or white with grey inserts. The control panel is very user friendly, and makes both reading and programming extremely easy and intuitive. All models are designed to fit perfectly in new modern kitchens, thanks to their clean and linear designs.

# MAXIMUM SAFETY, ALWAYS.

All Indesit dishwashers are furnished with technologically advanced systems, so you can relax while they work. The intelligence of the new **virtual sensor** intervenes in case of foam or filter clogging, and regulates motor speed and water distribution to solve the problem without interrupting the washing cycle. The **Water Stop** system immediately blocks the water inlet, closes the faucet and stops the dishwasher, in case of changes in water pressure or a breach in the loading tube, avoiding any unpleasant situation. **The overflow** system ensures intelligent control of water quantity loaded in the dishwasher. If it exceeds what is necessary, it stops the dishwasher and unloads the excess water.

## OPENING THE DOOR IS NOW EASIER!

Opening the door is now even simpler and safer. Thanks to new auto balancing hinges, you can rely on the best stability and resistance while opening or closing the door. Also, you can load the dishes without opening the door fully, avoiding any bounces when you open it completely and allowing you to gently close it when you are done.

## YOU DECIDE WHEN THEY WORK, WITHOUT ANY DISTURBANCE FOR YOU.

The Indesit dishwashers work silently so you can devote time to take care of other tasks around the house. In fact, the **new inverter motor and fono insulators materials** ensure silent washings even at night, **reducing the noise level to 44 d(B)A**. Almost the same noise level as a quiet conversation!





NEW

Model	Colour	Code
DFP 58T94 CA NX EU	iridium	F084591

Dimensions: H 85 W 60 D 60 cm

- Place Settings: 14
  - Energy Class: A++
  - Interface: Display Digit
  - Noise (dB(A)): 44
  - Water Consumption: 9 lt
- Programs: Auto Intensive, Auto Normal, Delicates, Eco, **eXtra**, Igienizing, Rapid '30
- Also available:  
F084529 **DFP 58T94 A EU**  
F086111 **DFP 58T1 C NX UK**



NEW

Model	Colour	Code
DFP 58B1 EX	white	F086120

Dimensions: H 85 W 60 D 60 cm

- Place Settings: 13
  - Energy Class: A+
  - Interface: Display Digit
  - Noise (dB(A)): 49
  - Water Consumption: 11 lt
- Programs: Delicates, Eco, Igienizing, Intensive, Normal, Prewash, Rapid '30, Daily
- Also available:  
F086119 **DFP 58B1 NX EX**





NEW

Model	Colour	Code
DFG 26M16 C EX 60HZ	white	F085821

**Dimensions: H 85 W 60 D 60 cm**

- Place Settings: 13
  - Energy Class: A<sup>+</sup>
  - Interface: Knob-Led
  - Noise (dB(A)): 46
  - Water Consumption: 11 lt
- Programs: Eco, Auto Normal, Auto Intensive, Daily, Prewash, Rapid 40'
- Also available:  
F085823 **DFG 26M16 C S EX60HZ**



NEW

Model	Colour	Code
DFG 15B1 K UK	black	F083239

**Dimensions: H 85 W 60 D 60 cm**

- Place Settings: 13
  - Energy Class: A<sup>+</sup>
  - Interface: Knob-Led
  - Noise (dB(A)): 49
  - Water Consumption: 11 lt
- Programs: Eco, Intensive, Normal, Prewash, Rapid '40
- Also available:  
F084532 **DFG 15B10 S EU**  
F083253 **DFG 15B1 S UK**



NEW

Model	Colour	Code
DFG 15B10 EU	white	F084524

**Dimensions: H 85 W 60 D 60 cm**

- Place Settings: 13
  - Energy Class: A<sup>+</sup>
  - Interface: Knob-Led
  - Noise (dB(A)): 51
  - Water Consumption: 11 lt
- Programs: Eco, Intensive, Normal, Prewash, Rapid '40
- Also available:  
F083238 **DFG 15B1 UK**



# DECREASE IN SIZE, BUT NOT A DECREASE IN PERFORMANCE.

## DISHWASHERS 45 cm.

With the 45cm Indesit dishwasher, you can wash up to 10 place settings in only one load, consuming only 1 litre of water for each place setting.

You can obtain great results even with low consumption, thanks to the flexibility of the upper racks, the power and regulation of the water jets, and the guarantee of the triple A energy efficiency rating.







Model	Colour	Code
DSG 051 NX EU	iridium	F076261

**Dimensions: H 85 W 45 D 60 cm**

- Place Settings: 10
- Energy Class: A
- Interface: Knob-Led
- Noise (dB(A)): 53
- Water Consumption: 10 lt
- Programs: Eco, Intensive, Normal, Rapid '35, Soak



Model	Colour	Code
DSG 051 EU	white	F067815

**Dimensions: H 85 W 45 D 60 cm**

- Place Settings: 10
- Energy Class: A
- Interface: Knob-Led
- Noise (dB(A)): 53
- Water Consumption: 10 lt
- Programs: Eco, Intensive, Normal, Rapid '35, Soak



# WASH AS MANY AS 6 PLACE SETTINGS IN A COMPACT SPACE.

## COMPACT DISHWASHER.

The new Compact dishwashers can be placed anywhere, thanks to their smaller structures and dimensions. The triple A energy efficiency rating maximises washing and drying performances, without wasting energy.

The rack is equipped with two flaps and two folding grids that allows you to manage the space in the most flexible way, and makes loading and unloading much easier.





Model

Colour

Code

ICD 661 S EU

silver

F075299

**Dimensions: H 44 W 55 D 52 cm**

- Table-Top
- Place Settings: 6
- Energy Class: A
- Interface: Knob-Led
- Noise (dB(A)): 55
- Water Consumption: 9 lt
- Programs: Soak, Delicates, Eco, Intensive, Normal, Rapid



Model

Colour

Code

ICD 661 EU

white

F075298

**Dimensions: H 44 W 55 D 52 cm**

- Table-Top
- Place Settings: 6
- Energy Class: A
- Interface: Knob-Led
- Noise (dB(A)): 55
- Water Consumption: 9 lt
- Programs: Soak, Delicates, Eco, Intensive, Normal, Rapid



Model		DFP 58T94 CA NX EU	DFP 58T94 A EU	DFP 58T1 C NX UK	
<b>Code</b>		F084591	F084529	F086111	
<b>Type</b>		Dishwashers	Dishwashers	Dishwashers	
Special					
<b>Energy Label</b>					
Standard Set No. <sup>(1)</sup>		14	14	14	
Energy Class		<b>A++</b>	<b>A++</b>	<b>A+</b>	
Energy consumption ref. cycles kWh per year <sup>(2)</sup>		265	265	295	
Energy consumption ref. cycles	(kWh)	0.93	0.93	1.04	
Off-mode Consumption	(W)	0.5	0.5	0.5	
Left-on Consumption	(W)	5	5	5	
Yearly Water consup. ref. cycle <sup>(3)</sup>	(L/annum)	2520	2520	3080	
Drying Efficiency Class		A	A	A	
Duration of washing ref. cycle <sup>(4)</sup>	(min)	190	190	190	
Left-on Lenght	(min)	10	10	10	
Noise <sup>(5)</sup>	(dB(A))	44	44	49	
OD Energy label cycle		Eco	Eco		
<b>Main Features</b>					
Interface		Digit	Digit	Digit	
No. programs		8	8	8	
Type of programs		Auto Intensive, Auto Normal, Delicates, Eco, eXtra, Igienizing, Rapid 30', Soaking	Auto Intensive, Auto Normal, Delicates, Eco, eXtra, Igienizing, Prewash, Rapid 30', Daily	Delicates, Eco, Igienizing, Intensive, Normal, Prewash, Rapid 30', Daily	
Delay Timer		1-24 Hour Buttons	1-24 Hour Buttons	1-24 Hour Buttons	
Washing temperature detail		40, 70	40, 70	40, 70	
<b>Structural Features</b>					
Tub		Stainless Steel	Stainless Steel	Stainless Steel	
Water supply		Hot Or Cold	Hot Or Cold	Hot Or Cold	
Cutlery basket		Sliding, non splittable	Sliding, non splittable	Sliding, non splittable	
Upper rack adjustment system		Lift Up	Lift Up	Lift Up	
<b>Safety Devices</b>					
Overflow protection device		Water Stop	Water Stop	Overflow	
Child safety device					
<b>Technical Features</b>					
Supply Voltage		220-240	220-240	230-240	
Supply Frequency		50	50	50	
Absorbed Power	(W)	1900	1900	1900	
Plug Type		Schuko	Schuko	United Kindom	
Cable Length	(m)	1.28	1.28	1.28	
<b>Dimensions</b>	(cm)	85x60x60	85x60x60	85x60x60	
<b>Colour</b>		Stainless Steel	White	Stainless Steel	
EAN		8007842845914	8007842845297	8007842861112	

<sup>1)</sup> For a standard cycle.

<sup>2)</sup> Based on 280 standard cycles with cold water. The actual consumption depends on the conditions of use.

<sup>3)</sup> Based on 280 standard cycles with cold water. The actual consumption depends on the conditions of use.

<sup>4)</sup> Rounded to the nearest integer.

<sup>5)</sup> Rounded to the nearest integer.

<sup>6)</sup> The standard cycle corresponds to the Eco cycle.



DFP 58B1 EX		DFP 58B1 NX EX	
	F086120		F086119
	Dishwashers		Dishwashers
	13		13
	A+		A+
	295		295
	1.04		1.04
	0.5		0.5
	5		5
	3080		3080
	A		A
	190		190
	10		10
	49		49
	Eco		Eco
	Digit		Digit
	8		8
	Delicates, Eco, Igienizing, Intensive, Normal, Prewash, Rapid 30', Daily		Delicates, Eco, Igienizing, Intensive, Normal, Prewash, Rapid 30', Daily
	1-24 Hour Buttons		1-24 Hour Buttons
	40, 70		40, 70
	Stainless Steel		Stainless Steel
	Hot Or Cold		Hot Or Cold
	Sliding, non splittable		Sliding, non splittable
	Lift Up		Lift Up
	Overflow		Overflow
	220-230		220-230
	50		50
	1900		1900
	Schuko		Schuko
	1.28		1.28
	85x60x60		85x60x60
	White		Stainless Steel
	8007842861204		8007842861198

WASHING MACHINES,  
WASHER DRYERS AND DRYERS

DISHWASHERS

COMBIS, FRIDGES  
AND FREEZERS

COOKERS

Model		DFG 26M16 C EX 60HZ	DFG 26M16 C S EX60HZ	DFG 15B1 K UK	
<b>Code</b>		F085821	F085823	F083239	
<b>Type</b>		Dishwashers	Dishwashers	Dishwashers	
Special					
<b>Energy Label</b>					
Standard Set No. <sup>(1)</sup>		13	13	13	
Energy Class		<b>A+</b>	<b>A+</b>	<b>A+</b>	
Energy consumption ref. cycles kWh per year <sup>(2)</sup>		293	295	295	
Energy consumption ref. cycles	(kWh)	1.03	1.04	1.04	
Off-mode Consumption	(W)	0.5	0.5	0.5	
Left-on Consumption	(W)	5	5	5	
Yearly Water consup. ref. cycle <sup>(3)</sup>	(L/annum)	3080	3080	3080	
Drying Efficiency Class		A	A	A	
Duration of washing ref. cycle <sup>(4)</sup>	(min)	190	190	190	
Left-on Length	(min)	12	10	10	
Noise <sup>(5)</sup>	(dB(A))	46	46	49	
OD Energy label cycle		Eco	Eco	Eco	
<b>Main Features</b>					
Interface		Knob-Led	Knob-Led	Knob-Led	
No. programs		5	5	5	
Type of programs		Eco, Auto Normal, Auto Intensive, Daily, Prewash, Rapid 40'	Half load, Eco, Intensive, Normal, Soak	Eco, Intensive, Normal, Prewash, Rapid 40'	
Delay Timer					
Washing temperature detail		40, 70	40, 70	40, 70	
<b>Structural Features</b>					
Tub		Stainless Steel	Stainless Steel	Stainless Steel	
Water supply		Hot Or Cold	Hot Or Cold	Hot Or Cold	
Cutlery basket		Sliding, non splittable	Sliding, non splittable	Sliding, non splittable	
Upper rack adjustment system		Lift Up	Lift Up	Lift Up	
<b>Safety Devices</b>					
Overflow protection device		Overflow	Overflow	Overflow	
Child safety device					
<b>Technical Features</b>					
Supply Voltage		220	220	230-240	
Supply Frequency		60	60	50	
Absorbed Power	(W)	1700	1700	1900	
Plug Type		United Kindom	United Kindom	United Kindom	
Cable Length	(m)	1.28	1.28	1.28	
<b>Dimensions</b>	(cm)	85x60x60	85x60x60	85x60x60	
<b>Colour</b>		White	Silver	Black	
EAN		8007842858211	8007842858235	8007842832396	

<sup>1)</sup> For a standard cycle.

<sup>2)</sup> Based on 280 standard cycles with cold water. The actual consumption depends on the conditions of use.

<sup>3)</sup> Based on 280 standard cycles with cold water. The actual consumption depends on the conditions of use.

<sup>4)</sup> Rounded to the nearest integer.

<sup>5)</sup> Rounded to the nearest integer.

<sup>6)</sup> The standard cycle corresponds to the Eco cycle.

DFG 15B10 S EU	DFG 15B1 S UK	DFG 15B10 EU	DFG 15B1 UK
F084532	F083253	F084524	F083238
Dishwashers	Dishwashers	Dishwashers	Dishwashers
13	13	13	13
A+	A+	A+	A+
295	295	295	295
1.04	1.04	1.04	1.04
0.5	0.5	0.5	0.5
5	5	5	5
3080	3080	3080	3080
A	A	A	A
190	190	190	190
10	10	10	10
51	49	51	49
Eco	Eco	Eco	Eco
Knob-Led	Knob-Led	Knob-Led	Knob-Led
5	5	5	5
Eco, Intensive, Normal, Prewash, Rapid 40'	Eco, Intensive, Normal, Prewash, Rapid 40'	Eco, Intensive, Normal, Prewash, Rapid 40'	Eco, Intensive, Normal, Prewash, Rapid 40'
40, 70	40, 70	40, 70	40, 70
Stainless Steel	Stainless Steel	Stainless Steel	Stainless Steel
Hot Or Cold	Hot Or Cold	Hot Or Cold	Hot Or Cold
Sliding, non splittable	Sliding, non splittable	Sliding, non splittable	Sliding, non splittable
Lift Up	Lift Up	Lift Up	Lift Up
Overflow	Overflow	Overflow	Overflow
220-230	230-240	220-230	230-240
50	50	50	50
1900	1900	1900	1900
Schuko	United Kindom	Schuko	United Kindom
1.28	1.28	1.28	1.28
85x60x60	85x60x60	85x60x60	85x60x60
Silver	Silver	White	White
8007842845327	8007842832532	8007842845242	8007842832389

Model		DSG 051 NX EU	DSG 051 EU
<b>Code</b>		F076261	F067815
<b>Type</b>		Dishwashers	Dishwashers
Special			
<b>Energy Label</b>			
Standard Set No. <sup>(1)</sup>		10	10
Energy Class		A	A
Energy consumption ref. cycles kWh per year <sup>(2)</sup>		268	268
Energy consumption ref. cycles	(kWh)	0.92	0.92
Off-mode Consumption	(W)	1.3	1.3
Left-on Consumption	(W)	3	3
Yearly Water consup. ref. cycle <sup>(3)</sup>	(L/annum)	2800	2800
Drying Efficiency Class		A	A
Duration of washing ref. cycle <sup>(4)</sup>	(min)	180	180
Left-on Length	(min)	10	10
Noise <sup>(5)</sup>	(dB(A))	53	53
OD Energy label cycle		Eco	Eco
<b>Main Features</b>			
Interface		Knob-Led	Knob-Led
No. programs		5	5
Type of programs		Eco, Intensive, Normal, Rapid '35, Soak	Eco, Intensive, Normal, Rapid '35, Soak
Delay Timer			
Washing temperature detail		40, 70	40, 70
<b>Structural Features</b>			
Tub		Stainless Steel	Stainless Steel
Water supply		Hot Or Cold	Hot Or Cold
Cutlery basket		Sliding, non splittable	Sliding, non splittable
Upper rack adjustment system		Standard	Standard
<b>Safety Devices</b>			
Overflow protection device		Overflow	Overflow
Child safety device			
<b>Technical Features</b>			
Supply Voltage		220-230	220-230
Supply Frequency		50	50
Absorbed Power	(W)	1670	1670
Plug Type		Schuko	Schuko
Cable Length	(m)	1.8	1.8
<b>Dimensions</b>	(cm)	85x45x60	85x45x60
<b>Colour</b>		Stainless Steel	White
EAN		8007842676217	8007842678154

<sup>1)</sup> For a standard cycle.<sup>2)</sup> Based on 280 standard cycles with cold water. The actual consumption depends on the conditions of use.<sup>3)</sup> Based on 280 standard cycles with cold water. The actual consumption depends on the conditions of use.<sup>4)</sup> Rounded to the nearest integer.<sup>5)</sup> Rounded to the nearest integer.<sup>6)</sup> The standard cycle corresponds to the Eco cycle.



Model		ICD 661 S EU	ICD 661 EU
<b>Code</b>		F075299	F075298
<b>Type</b>		Dishwashers	Dishwashers
Special		Table Top	Table Top
<b>Energy Label</b>			
Standard Set No. <sup>(1)</sup>		6	6
Energy Class		A	A
Energy consumption ref. cycles kWh per year <sup>(2)</sup>		187	187
Energy consumption ref. cycles	(kWh)	0.63	0.63
Off-mode Consumption	(W)		
Left-on Consumption	(W)		
Yearly Water consup. ref. cycle <sup>(3)</sup>	(L/annum)	2492	2492
Drying Efficiency Class		A	A
Duration of washing ref. cycle <sup>(4)</sup>	(min)		
Left-on Length	(min)		
Noise <sup>(5)</sup>	(dB(A))	55	55
OD Energy label cycle		STANDARD	STANDARD
<b>Main Features</b>			
Interface		Knob-Led	Knob-Led
No. programs			
Type of programs		Soak, Delicates, Eco, Intensive, Normal, Rapid	Soak, Delicates, Eco, Intensive, Normal, Rapid
Delay Timer			
Washing temperature detail			
<b>Structural Features</b>			
Tub		Stainless Steel	Stainless Steel
Water supply			
Cutlery basket			
Upper rack adjustment system			
<b>Safety Devices</b>			
Overflow protection device			
Child safety device			
<b>Technical Features</b>			
Supply Voltage		220-240	220-240
Supply Frequency		50	50
Absorbed Power	(W)		
Plug Type		Schuko	Schuko
Cable Length	(m)	1.5	1.5
<b>Dimensions</b>	(cm)	44x55x52	44x55x52
<b>Colour</b>		Silver	White
EAN		8007842752991	8007842752984

<sup>(1)</sup> For a standard cycle.

<sup>(2)</sup> Based on 280 standard cycles with cold water. The actual consumption depends on the conditions of use.

<sup>(3)</sup> Based on 280 standard cycles with cold water. The actual consumption depends on the conditions of use.

<sup>(4)</sup> Rounded to the nearest integer.

<sup>(5)</sup> Rounded to the nearest integer.

<sup>(6)</sup> The standard cycle corresponds to the Eco cycle.



# ALL THE SPACE YOU NEED.

## REFRIGERATORS 70 cm.

The 70 cm Indesit refrigerators are large, wide, and well organized. They have a wide space and offer a large content capacity. You can choose between different models, both combined and side by side, and they are all distinguished by a practical and essential design.



WASHING MACHINES,  
WASHER DRYERS AND DRYERS

DISHWASHERS

COMBIS, FRIDGES  
AND FREEZERS

COOKERS



## LARGE NOT ONLY IN SIZE, BUT IN TERMS OF EFFICIENCY AS WELL.

The 70 cm Indesit refrigerators are furnished with very efficient cooling systems. Energy saving is ensured by the special shape of the freezer doors, that guarantee total isolation and maintains the freezing temperature at a constant, thus saving energy and ensuring lower consumption.

## TOTAL NO FROST.

The **Total No Frost** system avoids the ice formation in the freezer. Also it prevents food from sticking to each other and you do not need to defrost it. Within the fridge compartment it maintains a constant temperature so there will be no frost on food.

## PURE WIND.

**Pure Wind** is the efficient cooling system that improves cold air circulation. Thanks to the fan placed on the rear wall of the refrigerator, it restores the inner temperature quickly every time you open the door.

pure wind





## WATER ALWAYS AT YOUR FINGERTIPS.

Satisfying your thirst with a glass of cool, fresh water is what probably makes you approach the fridge more often. That's why the **Water Dispenser** is extremely convenient. It allows you to always have fresh water at your disposal. The tank has a 3 litre capacity and is placed inside the stormdoor, with a very wide space that allows you to comfortably fill up water jugs and glasses of several sizes.

## HYGIENE CONTROL.

A real barrier that **prevents the formation of mildews and bacteria**. The inner walls of the refrigerator are covered with a special coating so your food is protected and freshness is preserved.

## BOTTLE RACK.

The bottles rack is placed under one of the fridge shelves, and allows you to preserve up to **6 bottles** without wasting any space on the shelves.

## SUPER FREEZING BOX.

This is a special "**rapid freezing drawer**" within the freezer, where the temperature is lower, and you can freeze fresh foods more quickly and separately from the rest.

## ICE TRAY ICE<sup>3</sup>.

Designed for the preparation of ice, the Ice3 bins are **integrated in the freezer's drawers, in order to maximise space**. These bins are easy to use, hygienic and created to avoid any dripping water.



Model	Colour	Code
BAAN 40 FNF S WD UK	silver	F078560

Dimensions: H 190 W 70 D 68.5 cm

- Tot Gross Capacity: 398 l
  - Fridge Gross Capacity: 274 l
  - Freezer Gross capacity: 124 l
  - Energy Class: A<sup>+</sup>
  - Climatic Class: SN, N, ST, T
  - Cooling System: No Frost
- Also available:  
F069052 BAAN 40 FNF NX WD  
F079603 BAAN 40 FNF WD TK



Model	Colour	Code
BAAN 40 FNF TK	white	F079601

Dimensions: H 190 W 70 D 68.5 cm

- Tot Gross Capacity: 414 l
- Fridge Gross Capacity: 290 l
- Freezer Gross capacity: 124 l
- Energy Class: A<sup>+</sup>
- Climatic Class: T
- Cooling System: No Frost



Model	Colour	Code
BEAA 35	white	F032235

Dimensions: H 190 W 70 D 68.5 cm

- Tot Gross Capacity: 420 l
- Fridge Gross Capacity: 280 l
- Freezer Gross capacity: 140 l
- Energy Class: A<sup>+</sup>
- Climatic Class: N, SN, ST
- Cooling System: No Frost



Double doors // 70 cm



Model	Colour	Code
TAAN 6 FNF D NX TK	stainless steel	F079600

**Dimensions: H 190 W 70 D 68.5 cm**

- Tot Gross Capacity: 415 l
- Fridge Gross Capacity: 319 l
- Freezer Gross capacity: 96 l
- **Energy Class: A<sup>+</sup>**
- Climatic Class: T
- **Cooling System: No Frost**



Model	Colour	Code
TAAN 6 FNF	white	F061785

**Dimensions: H 190 W 70 D 68.5 cm**

- Tot Gross Capacity: 415 l
- Fridge Gross Capacity: 319 l
- Freezer Gross capacity: 96 l
- **Energy Class: A<sup>+</sup>**
- Climatic Class: N, ST, T
- **Cooling System: No Frost**

Also available:  
F079599 **TAAN 6 FNF S TK**  
F061773 **TAN 6 FNF**



Model	Colour	Code
TAAN 5 V NX	iridium	F077786

**Dimensions: H 180 W 70 D 68.5 cm**

- Tot Gross Capacity: 435 l
- Fridge Gross Capacity: 341 l
- Freezer Gross capacity: 94 l
- **Energy Class: A<sup>+</sup>**
- Climatic Class: N, ST, T
- **Cooling System: Fan**

Also available:  
F077785 **TAA 5 V**  
F082640 **TA 5 V H EX**  
F082641 **TA 5 V EX**  
F082639 **TA 5 V S H EX**





**EVERYTHING  
UNDER CONTROL.**



## PRIME REFRIGERATORS.

The Prime refrigerators with Prime Technology are equipped with a sophisticated control system that ensures the best food preservation with a focus on energy saving. The LED light in the Prime display relays the information on whether the refrigerator is working. The temperature is constantly monitored by an advanced **sensor system**. In case of thermal shocks, either due to black outs or the door left opened, it is able to restore the correct parameters and therefore limit energy wastage. Moreover, energy consumption decreases significantly thanks to the **Stand by** system: the LED display switches off automatically, after approximately 10 minutes of display inactivity.



## TO EACH FOOD ITS OWN LEVELS OF COLD.

The **interactive display** digit allows you to activate different functions for any need with only one press:

**Rapid Cooling** - to quickly cool fresh foods just placed in the refrigerator.

**Holiday** - to leave the freezer working and keeps the fridge compartment, empty and with the door closed, at a temperature of 12°C.

**Rapid Freezing** - to lower the temperature to a minimum and freeze quickly.

**Eco** - to preserve with the lowest energy consumption.

**Fast Bottle Chill** - to chill wine bottles at your desired temperature in the shortest time.

**Child Lock** - to lock the keypad's buttons and prevent any unintentional modifications in the set up functions

Model	Colour	Code
PBAA 34 F X D	iridium	F073581

### Dimensions: H 200 W 60 D 72 cm

- Tot Gross Capacity: 365 l
- Fridge Gross Capacity: 262 l
- Freezer Gross capacity: 103 l
- **Energy Class: A<sup>+</sup>**
- Climatic Class: N, SN, ST, T
- Display functions: Child Lock, Eco, Holiday, Ice Party, Super Cool, Super Freeze





# MAXIMUM PRESERVATION, GREAT FLEXIBILITY.

---

## FRIDGE 60 cm.

Available in many different models, Indesit fridges are efficient, large, elegant, practical and able to respond to every need or satisfy all preservation requirements. The wide range of cooling systems offers you flexibility in space management and design, thanks to the different interfaces and handles available. You can always rely on the certainty of quality, reliability, durability and the best performance while respecting the environment at the same time.

WASHING MACHINES,  
WASHER DRYERS AND DRYERS

DISHWASHERS

COMBIS, FRIDGES  
AND FREEZERS

COOKERS







# PRESERVE WITH MAXIMUM FLEXIBILITY.

To increase flexibility means to offer refrigerators that are able to adapt to the most varied requirements, always ensuring the best preservation performances. Indesit has designed several cooling systems, all with specific features, able to meet different consumer needs and uses, with a careful eye on efficiency and energy saving: the models with **A+** rating ensures **a saving of 20% more than models with A rating**.

## NO FROST DYNAMIC AIR CONTROL.

### CONSTANT COLD AIR FLOW, EVERYWHERE.

The **No Frost Dynamic Air Control** system guarantees a uniform and homogenous temperature overall, allowing you to freely arrange your food in whichever way you prefer. The Multiflow column is the heart of the dynamic thermo fluid system. It creates an air circulation around the shelves, so that the food is preserved in the best conditions, surrounded by a constant cold air flow. Moreover, the No Frost system prevents the development of frost in the fridge and ice in the freezer to prevent manual defrosting in the freezer compartment.

The air flow inside the refrigerator is increased thanks to the new tangential brushless fan. Also, the set up temperature is reached more quickly: the cooling time, after the door is opened, has been reduced by approximately 40% as compared to a traditional refrigerator.

## PURE WIND. A BREATH OF FRESH AIR.

**Pure Wind** is an efficient cooling system that regulates cold air circulation and **preserves the humidity contained in food**, thanks to the fan placed on the rear wall of the refrigerator.

Moreover, it quickly restores the inner temperature, each time you open the door.

## STATIC AUTOMATIC CONTROL. TEMPERATURE UNDER CONTROL.

The **Static Automatic Control** system preserves food in an optimal manner. Thanks to special sensors that are located in the cell of the refrigerator, **food temperature is constantly maintained**. It also prevents ice and frost formation on the inner walls.



## UNIQUE DESIGN.

All the refrigerators have been created with a unique design. Icon is the new external design featured with **clean and essential lines** that makes it perfectly adaptable to any environment. Moreover the **handle that can be external or integrated**, is coordinated with the door design, giving to the refrigerator a touch of sophistication.

## ABSOLUTELY SAFE.

When it comes to food, hygiene is essential. That's why the Indesit refrigerators are furnished with **Hygiene Control** system, a special film, a real barrier that prevents the proliferation of bacteria and mildews. Thus, foods are protected and preserve their original freshness and quality for longer time.

## DEFINITELY ROBUST.

The reliability of Indesit refrigerators is guaranteed by the hardest tests that simulate the most extreme refrigerator life conditions. To guarantee the integrity during the delivery, more than **10 fall tests are performed** to simulate every transport condition, **together with 100,000 door openings and 30,000 freezer door openings** to confirm hinges high resistance. Single shelves are sturdy too. Each shelf supports more than **25 kg of weight** without any deformation even after long time.

## INNER PRACTICALITY.

All the elements inside Indesit refrigerators are designed to make your life easier. You will have a better visibility of the food in your fridge, and can clean your fridge easily. Thanks to the simple slide in and slide out system, **the practical and sturdy crystal shelves** ensure the best flexibility of use.

The door seals are also designed to be removable and easy to wash.

## FLEX COOL BOX.

These transparent compartments are **placed under a shelf of the fridge** and allow you to preserve the more delicate foods, protecting their freshness for a long time.



## TWINLIGHT LIGHTING.

Indesit has greatly improved the fridge's inner compartment lighting system with two new high performance lamps and one new ceiling lamp. Thanks to its innovative shape where the light is tilted towards the inside, you will have a **better visibility** of the food in your fridge, and can handle your food easily.



## SUPER FREEZING BOX.

This is a special **"rapid freezing drawer"** in the freezer, where the temperature is lower, and you can freeze fresh foods more quickly and separately from the rest.

## ICE TRAY ICE<sup>3</sup>.

Designed for the preparation of ice, the Ice<sup>3</sup> bins are **integrated in the freezer's drawers, in order to maximise space**. These bins are easy to use, hygienic and created to avoid any dripping water.



Model	Colour	Code
BIAA 34 F	white	F073947

**Dimensions: H 200 W 60 D 72 cm**

- Tot Gross Capacity: 331 l
- Fridge Gross Capacity: 243 l
- Freezer Gross capacity: 88 l
- **Energy Class: A<sup>+</sup>**
- Climatic Class: SN, N, ST, T



Model	Colour	Code
BIAA 13 P F X	stainless steel	F085488

**Dimensions: H 187.5 W 60 D 65.5 cm**

- Tot Gross Capacity: 300 l
- Fridge Gross Capacity: 212 l
- Freezer Gross capacity: 88 l
- **Energy Class: A<sup>+</sup>**
- Climatic Class: SN, N, ST, T







NEW

Combi 2 doors // Static Automatic Control // 60 cm

Model	Colour	Code
BIAA 13 P X	stainless steel	F085387

**Dimensions: H 187 W 60 D 65.5 cm**

- Tot Gross Capacity: 334 l
- Fridge Gross Capacity: 218 l
- Freezer Gross capacity: 116 l
- **Energy Class: A<sup>+</sup>**
- Climatic Class: N, ST
- Also available:  
F077450 **BIAA 13 (1)**  
F077342 **BIAA 10**



Model	Colour	Code
BIA 13 SI EX	silver	F078439

**Dimensions: H 187 W 60 D 72 cm**

- Tot Gross Capacity: 334 l
- Fridge Gross Capacity: 218 l
- Freezer Gross capacity: 116 l
- **Energy Class: A**
- Climatic Class: T
- Also available:  
F078438 **BIA 13 EX**



WASHING MACHINES,  
WASHER DRYERS AND DRYERS

DISHWASHERS

COMBIS, FRIDGES  
AND FREEZERS

COOKERS



Model	Colour	Code
TIAA 12 V SI	silver	F077441

**Dimensions: H 175 W 60 D 65.5 cm**

- Tot Gross Capacity: 313 l
  - Fridge Gross Capacity: 240 l
  - Freezer Gross capacity: 73 l
  - **Energy Class: A<sup>+</sup>**
- Climatic Class: N, ST, T

Also available:

F077443 **TIAA 12 V**  
F077446 **TIAA 12 V T**  
F080894 **TIAA 12 TK**  
F077437 **TIAA 12**



Model	Colour	Code
TIAA 12 (1)	white	F077456

**Dimensions: H 175 W 60 D 65.5 cm**

- Tot Gross Capacity: 313 l
  - Fridge Gross Capacity: 240 l
  - Freezer Gross capacity: 73 l
  - **Energy Class: A<sup>+</sup>**
- Climatic Class: N, ST



Model	Colour	Code
TIAA 11 X	stainless steel	F077435

**Dimensions: H 175 W 60 D 65.5 cm**

- Tot Gross Capacity: 298 l
  - Fridge Gross Capacity: 240 l
  - Freezer Gross capacity: 58 l
  - **Energy Class: A<sup>+</sup>**
- Climatic Class: N, ST



Single door // Static Automatic Control // 60 cm



Model	Colour	Code
SIAA 12 S UK	silver	F077461

Dimensions: H 175 W 60 D 65 cm

- Tot Gross Capacity: 346 l
- Fridge Gross Capacity: 346 l
- Energy Class: A<sup>+</sup>
- Climatic Class: SN, N, ST, T

Also available:  
F077462 SIAA 12 S  
F077460 SIAA 12  
F077466 SIAA 12 UK  
F077463 SIAA 10



NEW

Model	Colour	Code
ISDS 1722 J	stainless steel	F074242

Dimensions: H 175 W 60 D 65 cm

- Tot Gross Capacity: 346 l
- Fridge Gross Capacity: 346 l
- Energy Class: A<sup>+</sup>
- Climatic Class: SN, N, ST, T



NEW

Model	Colour	Code
ISDSY 1721 V J	white	F080369

Dimensions: H 175 W 60 D 65 cm

- Tot Gross Capacity: 346 l
- Fridge Gross Capacity: 346 l
- Energy Class: A<sup>+</sup>
- Climatic Class: SN, N, ST, T
- Display functions: Touch Control

This product will be replaced by  
F087912 ISDSO 1721 V J



NEW

Model	Colour	Code
ISDSY 1722 V J	stainless steel	F082766

Dimensions: H 175 W 60 D 65 cm

- Tot Gross Capacity: 346 l
- Fridge Gross Capacity: 346 l
- Energy Class: A<sup>+</sup>
- Climatic Class: SN, N, ST, T
- Display functions: Touch Control

This product will be replaced by  
F087910 ISDSO 1722 V J





**SMALL  
SIZES, BIG  
BENEFITS.**



## REFRIGERATORS 55 cm.

Indesit offers a range of refrigerators only 55 cm width, **with double doors**. These products are designed to be placed in any space, ensuring efficiency even in small spaces and are able to meet any of your needs.

## STATIC AUTOMATIC CONTROL. TEMPERATURE UNDER CONTROL.

The **Static Automatic Control** system preserves the food perfectly. Thanks to special sensors that are located in the cells of the refrigerator, **food temperature is constantly maintained** and also prevents ice and frost formation on the inner walls.

## ICE TRAY ICE<sup>3</sup>.

Designed for the preparation of ice, the Ice<sup>3</sup> bins are **integrated in the freezer's drawers, in order to maximise space**. These bins are easy to use, hygienic and created to avoid any dripping water.



Model	Colour	Code
CAA 55 S UK	silver	F077740

**Dimensions: H 174 W 54.5 D 58 cm**

- Tot Gross Capacity: 260 l
  - Fridge Gross Capacity: 155 l
  - Freezer Gross capacity: 105 l
  - **Energy Class: A<sup>+</sup>**
  - Climatic Class: SN, N, ST, T
- Also available:  
F077736 **CAA 55 UK**  
F069149 **CAA 55**



Model	Colour	Code
NCAA 55	white	F077314

**Dimensions: H 157 W 55 D 54 cm**

- Tot Gross Capacity: 228 l
- Fridge Gross Capacity: 155 l
- Freezer Gross capacity: 73 l
- **Energy Class: A<sup>+</sup>**
- Climatic Class: SN, N, ST, T



## Double doors // Static Automatic Control // 55 cm



Model	Colour	Code
TAA 12 N	white	F077348

## Dimensions: H 139 W 54.5 D 60.6 cm

- Tot Gross Capacity: 226 l
- Fridge Gross Capacity: 184 l
- Freezer Gross capacity: 42 l
- Energy Class: A<sup>+</sup>
- Climatic Class: N, ST

Also available:  
F077747 TAA 12 V



Model	Colour	Code
RAA 28 S	silver	F086145

## Dimensions: H 143 W 55 D 58 cm

- Tot Gross Capacity: 217 l
- Fridge Gross Capacity: 175 l
- Freezer Gross capacity: 42 l
- Energy Class: A<sup>+</sup>
- Climatic Class: N, ST

Also available:  
F069497 RAA 24 N EU  
F083972 RAA 28 (White)



## Table Top Refrigerators // 55 cm



Model	Colour	Code
TLAA 10	white	F077767

## Dimensions: H 85 W 55 D 58 cm

- Tot Gross Capacity: 130 l
- Fridge Gross Capacity: 130 l
- Energy Class: A<sup>+</sup>
- Climatic Class: SN, N, ST



Model	Colour	Code
TFAA 10	white	F077772

## Dimensions: H 85 W 55 D 58 cm

- Tot Gross Capacity: 118 l
- Fridge Gross Capacity: 103 l
- Freezer Gross capacity: 15 l
- Energy Class: A<sup>+</sup>
- Climatic Class: N, ST



**INCREASE  
ENERGY  
EFFICIENCY  
WITH BETTER  
PRESERVATION.**





## FREEZERS.

Indesit freezers guarantee the best performances with lower consumption thanks to their **A+** energy efficiency rating. The efficiency improves even further thanks to the **Fast Freezing** button that ensures you the perfect freezing of foods with just one press. This button allows you to lower the temperature to a minimum for a short period of time, to speed up the freezing process.

Some Indesit coloumn freezers are furnished with the **No Frost** system. This technology prevents the ice formation and saves you from having to manually defrost your food. Moreover, if there is no ice inside, the food do not stick to each other and in this way do not create great blocks of ice that are often difficult to separate and to cook.

## LET'S MAKE IT FUNCTIONAL.

Indesit freezers are high-capacity, comfortable and extremely functional and are **available both in horizontal and in-column models**.

The horizontal freezers are furnished with practical baskets that you can move and place according to your needs. The in-column freezers are equipped with drawers that allow you to divide food in a rational and practical way.

Inside of the freezer's drawers, moreover, you can find the Ice<sup>3</sup> ice trays.



NEW

Model	Colour	Code
IUPSY 1722 F J	stainless steel	F082767

Dimensions: H 175 W 60 D 65 cm

- Total Gross Capacity: 245 l
- **Energy Class: A<sup>+</sup>**
- Super Freeze
- **Cooling system: No Frost**
- Display functions: Touch Control

This product will be replaced by F087923 **IUPSO 1722 F J** with clever in user interface



NEW

Model	Colour	Code
IUPSY 1721 F J	white	F080368

Dimensions: H 175 W 60 D 65 cm

- Total Gross Capacity: 245 l
- **Energy Class: A<sup>+</sup>**
- Super Freeze
- **Cooling system: No Frost**
- Display functions: Touch Control

This product will be replaced by F087916 **IUPSO 1721 F J** with clever in user interface



NEW

Model	Colour	Code
IUPS 1722 F J	stainless steel	F074239

Dimensions: H 175 W 60 D 65 cm

- Total Gross Capacity: 245 l
- **Energy Class: A<sup>+</sup>**
- Super Freeze
- **Cooling system: No Frost**

This product will be replaced by F087918 **IUPSI 1722 F J** with clever in user interface





Model	Colour	Code
UIA 12 F S EX	silver	F078536

**Dimensions: H 175 W 60 D 65 cm**

- Total Gross Capacity: 245 l
- **Energy Class: A**
- Super Freeze
- **Cooling system: No Frost**

This product will be replaced by  
F087920 **UIA 12 F S I EX**

Also available:  
F082484 **UIA 12 F 1 EX** then replaced  
by F087915 **UIA 12 F 1 I EX**  
F078535 **UIA 12 F EX** then replaced  
by F087919 **UIA 12 F I EX**  
F082486 **UIA 12 F S 1 EX** then replaced  
by F087922 **UIA 12 F S 1 I EX**

**NEW**

Model	Colour	Code
UIA 12 EX	white	F078532

**Dimensions: H 175 W 60 D 65 cm**

- Total Gross Capacity: 270 l
- **Energy Class: A**
- Super Freeze
- **Cooling system: Static**

Also available:  
F078533 **UIA 12 S EX**  
F083845 **UIAA 12.1**

**NEW**

Model	Colour	Code
UIAA 10 F	white	F077482

**Dimensions: H 150 W 60 D 65 cm**

- Total Gross Capacity: 197 l
- **Energy Class: A+**
- Super Freeze
- **Cooling system: No Frost**

This product will be replaced by  
F087921 **UIAA 10 F I**



Model	Colour	Code
UIAA 10.1	white	F083848

**Dimensions: H 150 W 60 D 65 cm**

- Total Gross Capacity: 225 l
- **Energy Class: A+**
- Super Freeze
- **Cooling system: Static**

Also available:  
F078531 **UIA 10 EX**

**NEW**



Model	Colour	Code
OF 1A 300	white	F086561

Dimensions: H 85 W 128.5 D 69.6 cm

- Total Gross Capacity: 301 l
- Energy Class: A<sup>+</sup>
- Cooling system: Static



Model	Colour	Code
OF 1A 250	white	F086563

Dimensions: H 85 W 111.5 D 69.6 cm

- Total Gross Capacity: 251 l
- Energy Class: A<sup>+</sup>
- Cooling system: Static





Model		OF 1A 300	OF 1A 250
<b>Code</b>		F086561	F086563
<b>Type</b>		Freezers	Freezers
<b>Energy Class</b>		<b>A<sup>+</sup></b>	<b>A<sup>+</sup></b>
Energy consumption per year <sup>(1)</sup>	(kWh/year)	272	247
Total net capacity	(lt)	300	250
Number of Stars		1	1
Autonomy (energy blackout)		81	83
Freezing capacity	(lt)	14	12
Climatic class <sup>(2)</sup>		N, St, T	N, St, T
Noise	(dB(A))	44	45
<b>Main Features</b>			
Total gross capacity	(lt)	301	251
Cooling system		Static	Static
Doors Reversibility			
Segment		Chest	Chest
No. of indicators		3	3
Indicator type		On/Off, Alarm, Temperature	On/Off, Alarm, Temperature
Super Freeze		•	•
Total No. of compartments		2	2
No. of ice trays			
<b>Technical features</b>			
Gas in the cooling circuit		R600	R600
Supply Voltage		220-240	220-240
Supply Frequency	(Hz)	50	50
Absorbed Current	(A)	1.1	1.2
Plug Type		Schuko	Schuko
Cable Length	(m)	1.7	1.7
<b>Dimensions</b>			
Height	(cm)	85	85
Width	(cm)	128.5	111.5
Depth	(cm)	69.6	69.6
<b>Colour</b>		White	White
<b>EAN</b>		<b>8007842865615</b>	<b>8007842865639</b>

<sup>(1)</sup> Based on 24hours tests. The actual results depend on how the refrigerator is used and where it is placed.

<sup>(2)</sup> SN = sub-normal, unchanged performance with external temperature between 10°C and 32°C, N = normal, unchanged performance with external temperature between 16°C and 32°C, ST = sub-tropical, unchanged performance with external temperature between 16°C and 38°C, T = tropical, unchanged performance with external temperature between 16°C and 43°C

Model		BAAN 40 FNF SWD UK	BAAN 40 FNF WD TK	BAAN 40 FNF NXWD	
<b>Code</b>		F078560	F079603	F069052	
<b>Type</b>		Combis	Combis	Combis	
<b>Energy Label</b>					
Energy Class		<b>A+</b>	<b>A+</b>	<b>A+</b>	
Energy consumption per year <sup>(1)</sup>	(kWh/year)	325	325	325	
Total net capacity	(lt)	362	362	362	
Fridge net capacity	(lt)	270	270	270	
Freezer net capacity	(lt)	92	92	92	
Autonomy (energy blackout)		18	16	18	
Freezing capacity	(lt)	14	14	14	
Climatic class <sup>(2)</sup>		SN, N, ST, T	T	SN, N, ST, T	
Noise	(dB(A))	47	46	47	
<b>Main Features</b>					
Total gross capacity	(lt)	398	398	398	
Fridge gross capacity	(lt)	274	274	274	
Freezer gross capacity	(lt)	124	124	124	
Doors Reversibility					
Automatic door closing		•	•	•	
External Handle		•	•	•	
<b>Fridge compartment</b>					
Fridge cooling system		No Frost	No Frost	No Frost	
Total No. of compartments		3	3	3	
No. of shelves		3	3	3	
Fridge shelf type		Glass	Glass	Glass	
No. of salad crispers		1	1	1	
Salad crisper cover type		Glass With White Profile	Glass With White Profile	Glass With White Profile	
Salad crisper moisture control		•	•	•	
Inner Door					
Total No. of levels		4	4	4	
<b>Freezer compartment</b>					
Freezer cooling system		No Frost	No Frost	No Frost	
No. of ice trays		3	3	3	
<b>Technical features</b>					
Supply Voltage		220-240	220-240	220-240	
Supply Frequency	(Hz)	50	50	50	
Absorbed Current	(A)	0.8	0.8	0.8	
Plug Type		United Kindom	Europe	Europe	
Cable Length	(m)	2	2	2	
<b>Dimensions</b>					
Height	(cm)	190	190	190	
Width	(cm)	70	70	70	
Depth	(cm)	68.5	68.5	68.5	
<b>Colour</b>		Silver	White	Stainless Steel	
EAN		8007842785609	8007842796032	8007842690521	

BAAN 40 FNF TK		BEAA 35
	F079601	F032235
	Combis	Combis
	A+	A+
	325	312
	379	388
	287	275
	92	113
	16	21
	14	12
	T	N,SN,ST
	46	41
	414	420
	290	280
	124	140
	• (Right)	• (Right)
	•	•
	No Frost	Fan
	3	3
	3	3
	Glass	Glass
	1	1
	Glass With White Profile	Glass
	•	
	4	4
	No Frost	Static
	3	2
	220-240	220-240
	50	50
	0.8	0.7
	Europe	Europe
	2	2
	190	190
	70	70
	68.5	68.5
	White	White
	8007842796018	3007842322359

<sup>1)</sup>Based on 24hours tests. The actual results depend on how the refrigerator is used and where it is placed.  
<sup>2)</sup>SN = sub-normal, unchanged performance with external temperature between 10°C and 32°C, N = normal, unchanged performance with external temperature between 16°C and 32°C, ST = sub-tropical, unchanged performance with external temperature between 16°C and 38°C, T = tropical, unchanged performance with external temperature between 16°C and 43°C

WASHING MACHINES,  
WASHER DRYERS AND DRYERS

DISHWASHERS

COMBIS, FRIDGES  
AND FREEZERS

COOKERS

Model		TAAN 6 FNF DNX TK	TAAN 6 FNF	TAAN 6 FNF S TK	TAN 6 FNF
<b>Code</b>		F079600	F061785	F079599	F061773
<b>Type</b>		Refrigerators	Refrigerators	Refrigerators	Refrigerators
<b>Energy Label</b>					
Energy Class		<b>A+</b>	<b>A+</b>	<b>A+</b>	<b>A</b>
Energy consumption per year <sup>(1)</sup>	(kWh/year)	334	334	334	393
Total net capacity	(lt)	378	378	378	385
Fridge net capacity	(lt)	316	316	316	316
Freezer net capacity	(lt)	62	62	62	69
Autonomy (energy blackout)		9	9	9	9
Freezing capacity	(lt)	5	3	3	3
Climatic class <sup>(2)</sup>		T	N, ST, T	T	N, ST
Noise	(dB(A))	46	46	46	46
<b>Main Features</b>					
Total gross capacity	(lt)	415	415	415	415
Fridge gross capacity	(lt)	319	319	319	319
Freezer gross capacity	(lt)	96	96	96	96
Doors Reversibility		• (Right)	• (Right)	• (Right)	• (Right)
Automatic door closing		•	•	•	•
External Handle					
<b>Fridge compartment</b>					
Fridge cooling system		No Frost	No Frost	No Frost	No Frost
Total No. of compartments					
No. of shelves		3	3	3	3
Fridge shelf type		Glass With White Profile	Glass With White Profile	Glass With White Profile	Glass With White Profile
No. of salad crispers		2	2	2	2
Salad crisper cover type		Glass With White Profile	Glass With White Profile	Glass With White Profile	Glass With White Profile
Salad crisper moisture control		•		•	•
<b>Inner Door</b>					
Total No. of levels		4	4	4	4
<b>Freezer compartment</b>					
Freezer cooling system		No Frost	No Frost	No Frost	No Frost
No. of ice trays		2	1	1	2
<b>Technical features</b>					
Supply Voltage		220-240	220-240	220-240	220-240
Supply Frequency	(Hz)	50	50	50	50
Absorbed Current	(A)	1.2	0.6	1.2	1.2
Plug Type			Europe	Europe	Europe
Cable Length	(m)	2	2	2	2
<b>Dimensions</b>					
Height	(cm)	190.5	190.5	190.5	190.5
Width	(cm)	70	70	70	70
Depth	(cm)	71.5	71.5	68.5	71.5
<b>Colour</b>		Stainless Steel	White	Silver	White
EAN		8007842796001	8007842617856	8007842795998	8007842617733

<sup>(1)</sup> Based on 24hours tests. The actual results depend on how the refrigerator is used and where it is placed.

<sup>(2)</sup> SN = sub-normal, unchanged performance with external temperature between 10°C and 32°C, N = normal, unchanged performance with external temperature between 16°C and 32°C, ST = sub-tropical, unchanged performance with external temperature between 16°C and 38°C, T = tropical, unchanged performance with external temperature between 16°C and 43°C



	TAAN 5 V NX	TAA 5 V	TA 5 V HEX	TA 5 V EX	TA 5 V S HEX
	F077786	F077785	F082640	F082641	F082639
	Refrigerators	Refrigerators	Refrigerators	Refrigerators	Refrigerators
	A+	A+	A	A	A
	326	326	427	427	427
	414	414	414	414	414
	332	332	332	332	332
	82	82	82	82	82
	20	20	14	14	14
	2	2	2	2	2
	N, ST, T	N, ST, T	T	T	T
	45	45	46	46	46
	435	435	435	435	435
	341	341	341	341	341
	94	94	94	94	94
	• (Right)	• (Right)	• (Right)	• (Right)	• (Right)
	•	•	•	•	•
	Fan	Fan	Fan	Static	Static
	4	4	4	4	4
	Glass With White Profile	Glass With White Profile	Glass With White Profile	Grid With White Profile	Grid With White Profile
	2	2	2	2	2
	Glass With White Profile	Glass With White Profile	Glass With White Profile	Glass With White Profile	Glass With White Profile
	4	4	4	4	4
	Static	Static	Static	Static	No Frost
	2	2	1	1	1
	220-240	220-240	220-240	220-240	220-240
	50	50	50	50	50
	0.9	0.9	0.90	0.9	0.9
	Europe	Europe	United Kindom	United Kindom	United Kindom
	2	2	2	2	2
	180	180	179	180	180
	70	70	70	70	70
	68.5	68.5	68.5	68.5	68.5
	White	White	White	White	Silver
	800784277864	800784277857	8007842826401	8007842826418	8007842826395

WASHING MACHINES,  
WASHER DRYERS AND DRYERS

DISHWASHERS

COMBIS, FRIDGES  
AND FREEZERS

COOKERS

Model		BIAA 34 F	BIAA 13 P F X
<b>Code</b>		F073947	F085488
<b>Type</b>		Combis	Combis
<b>Energy Label</b>			
Energy Class		<b>A+</b>	<b>A+</b>
Energy consumption per year <sup>(1)</sup>	(kWh/year)	294	282
Total net capacity	(lt)	314	283
Fridge net capacity	(lt)	241	210
Freezer net capacity	(lt)	73	73
Autonomy (energy blackout)		12	13
Freezing capacity	(lt)	7	2
Climatic class <sup>(2)</sup>		SN, N, ST, T	SN, N, ST, T
Noise	(dB(A))	44	44
<b>Main Features</b>			
Total gross capacity	(lt)	331	300
Fridge gross capacity	(lt)	243	212
Freezer gross capacity	(lt)	88	88
Doors Reversibility		• (Right)	• (Right)
Automatic door closing		•	•
External Handle			
<b>Fridge compartment</b>			
Fridge cooling system		No Frost	No Frost
Total No. of compartments		3	3
No. of shelves		4	3
Fridge shelf type		Glass With White Profile	Glass With White Profile
No. of salad crispers		2	2
Salad crisper cover type		Glass With White Profile	Glass With White Profile
Salad crisper moisture control			
<b>Inner Door</b>			
Total No. of levels		4	4
<b>Freezer compartment</b>			
Freezer cooling system		No Frost	No Frost
No. of ice trays		3	3
<b>Technical features</b>			
Supply Voltage		220-240	220-240
Supply Frequency	(Hz)	50	50
Absorbed Current	(A)	0.5	0.7
Plug Type		Europe	Europe
Cable Length	(m)	1.6	1.6
<b>Dimensions</b>			
Height	(cm)	200	187.5
Width	(cm)	60	60
Depth	(cm)	65.5	65.5
<b>Colour</b>		White	Stainless Steel
EAN		8007842739473	8007842854886

<sup>(1)</sup> Based on 24hours tests. The actual results depend on how the refrigerator is used and where it is placed.

<sup>(2)</sup> SN = sub-normal, unchanged performance with external temperature between 10°C and 32°C, N = normal, unchanged performance with external temperature between 16°C and 32°C, ST = sub-tropical, unchanged performance with external temperature between 16°C and 38°C, T = tropical, unchanged performance with external temperature between 16°C and 43°C

Model		BIAA 13 P X	BIA 13 SI EX	BIAA 13 (I)	BIA 13 EX	BIAA 10
<b>Code</b>		F085387	F078439	F077450	F078438	F077342
<b>Type</b>		Combis	Combis	Combis	Combis	Combis
<b>Energy Label</b>						
Energy Class		<b>A+</b>	<b>A</b>	<b>A+</b>	<b>A</b>	<b>A+</b>
Energy consumption per year <sup>(1)</sup>	(kWh/year)	272	374	272	374	229
Total net capacity	(lt)	303	303	303	303	230
Fridge net capacity	(lt)	213	213	213	213	182
Freezer net capacity	(lt)	90	90	90	90	48
Autonomy (energy blackout)		19	19	19	19	17
Freezing capacity	(lt)	2	2	2	2	2
Climatic class <sup>(2)</sup>		N, ST	T	N, ST	T	N, ST
Noise	(dB(A))	41	40	41	40	39
<b>Main Features</b>						
Total gross capacity	(lt)	334	334	334	334	253
Fridge gross capacity	(lt)	218	218	218	218	185
Freezer gross capacity	(lt)	116	116	116	116	68
Doors Reversibility		• (Right)	• (Right)	• (Right)	• (Right)	• (Right)
Automatic door closing		•	•	•	•	
External Handle						
<b>Fridge compartment</b>						
Fridge cooling system		Static	Static	Static	Static	Static
Total No. of compartments		3	3	3	3	2
No. of shelves		3	3	3	3	2
Fridge shelf type		Glass With White Profile	Glass With White Profile	Glass With White Profile	Glass With White Profile	Glass With White Profile
No. of salad crispers		2	2	2	2	2
Salad crisper cover type		Glass With White Profile	Glass With White Profile	Glass With White Profile	Glass With White Profile	Glass With White Profile
Salad crisper moisture control						
<b>Inner Door</b>						
Total No. of levels		4	4	4	4	3
<b>Freezer compartment</b>						
Freezer cooling system		Static	Static	Static	Static	Static
No. of ice trays		3	2	2	2	1
<b>Technical features</b>						
Supply Voltage		220-240	220-240	220-240	220-240	220-240
Supply Frequency	(Hz)	50	50	50	50	50
Absorbed Current	(A)	0.4	1	0.8	1	1
Plug Type		Europe	Schuko	Europe	Schuko	Europe
Cable Length	(m)	1.6	1.6	1.6	1.6	1.6
<b>Dimensions</b>						
Height	(cm)	187	187	187	187	150
Width	(cm)	60	60	60	60	60
Depth	(cm)	65.5	65.5	65.5	65.5	65.5
<b>Colour</b>		Stainless Steel	Silver	White	White	White
EAN		8007842853872	8007842784398	8007842774504	8007842784381	8007842773422

<sup>1)</sup> Based on 24hours tests. The actual results depend on how the refrigerator is used and where it is placed.

<sup>2)</sup> SN = sub-normal, unchanged performance with external temperature between 10°C and 32°C, N = normal, unchanged performance with external temperature between 16°C and 32°C, ST = sub-tropical, unchanged performance with external temperature between 16°C and 38°C, T = tropical, unchanged performance with external temperature between 16°C and 43°C

Model		TIAA 12 FF	TIAA 12 V SI	TIAA 12 V	TIAA 12 V T	TIAA 12 (I)	
<b>Code</b>		F077445	F077441	F077443	F077446	F077456	
<b>Type</b>		Refrigerators	Refrigerators	Refrigerators	Refrigerators	Refrigerators	
<b>Energy Label</b>							
Energy Class		<b>A+</b>	<b>A+</b>	<b>A+</b>	<b>A+</b>	<b>A+</b>	
Energy consumption per year <sup>(1)</sup>	(kWh/year)	285	277	277	277	265	
Total net capacity	(lt)	290	305	305	305	306	
Fridge net capacity	(lt)	236	235	235	235	236	
Freezer net capacity	(lt)	54	70	70	70	70	
Autonomy (energy blackout)		13	20	20	20	22	
Freezing capacity	(lt)	2	2	2	2	2	
Climatic class <sup>(2)</sup>		N, ST, T	N, ST, T	N, ST, T	N, ST, T	N, ST	
Noise	(dB(A))	48	44	44	44	44	
<b>Main Features</b>							
Total gross capacity	(lt)	297	313	313	313	313	
Fridge gross capacity	(lt)	240	240	240	240	240	
Freezer gross capacity	(lt)	57	73	73	73	73	
Doors Reversibility		• (Right)	• (Right)	• (Right)	• (Right)	• (Right)	
Automatic door closing		•	•	•	•	•	
External Handle							
<b>Fridge compartment</b>							
Fridge cooling system		Static	Fan	Fan	Fan	Static	
Total No. of compartments							
No. of shelves		4	4	4	4	4	
Fridge shelf type		Glass With White Profile	Glass With White Profile	Glass With White Profile	Glass With White Profile	Glass With White Profile	
No. of salad crispers		1	1	1	1	1	
Salad crisper cover type		Glass With White Profile	Glass With White Profile	Glass With White Profile	Glass With White Profile	Glass With White Profile	
Salad crisper moisture control							
<b>Inner Door</b>							
Total No. of levels		4	4	4	4	4	
<b>Freezer compartment</b>							
Freezer cooling system		No Frost	Static	Static	Static	Static	
No. of ice trays		2	1	1	1	1	
<b>Technical features</b>							
Supply Voltage		220-240	220-240	220-240	220-240	220-240	
Supply Frequency	(Hz)	50	50	50	50	50	
Absorbed Current	(A)	0.6	0.8	0.8	0.8	0.8	
Plug Type		Europe	Europe	Europe	Europe	Europe	
Cable Length	(m)	1.6	1.6	1.6	1.6	1.6	
<b>Dimensions</b>							
Height	(cm)	175	175	175	175	175	
Width	(cm)	60	60	60	60	60	
Depth	(cm)	65.5	65.5	65.5	65.5	65.5	
<b>Colour</b>		White	Silver	White	Teak	White	
EAN		8007842774450	8007842774412	8007842774436	8007842774467	8007842774566	

<sup>(1)</sup> Based on 24hours tests. The actual results depend on how the refrigerator is used and where it is placed.

<sup>(2)</sup> SN = sub-normal, unchanged performance with external temperature between 10°C and 32°C, N = normal, unchanged performance with external temperature between 16°C and 32°C, ST = sub-tropical, unchanged performance with external temperature between 16°C and 38°C, T = tropical, unchanged performance with external temperature between 16°C and 43°C



	TIAA 12 TK	TIAA 12	TIAA 11 X	TIAA 11	TIAA 10 (1)
	F080894	F077437	F077435	F077436	F077457
	Refrigerators	Refrigerators	Refrigerators	Refrigerators	Refrigerators
	A+	A+	A+	A+	A+
	277	265	254	254	239
	306	306	291	291	252
	236	236	236	236	197
	70	70	55	55	55
	22	22	22	22	22
	2	2	2	2	2
	T	N, ST	N, ST	N, ST	N, ST
	44	44	44	44	45
	313	313	298	298	258
	240	240	240	240	200
	73	73	58	58	58
	• (Right)	• (Right)	• (Right)	• (Right)	• (Right)
	•	•	•	•	•
	Static	Static	Static	Static	Static
	4	4	3	3	3
	Glass With White Profile	Glass With White Profile	Glass With White Profile	Glass With White Profile	Glass With White Profile
	1	1	1	1	1
	Glass With White Profile	Glass With White Profile	Glass With White Profile	Glass With White Profile	Glass With White Profile
	4	4	3	3	3
	Static	Static	Static	Static	Static
	1	1	1	1	1
	220-240	220-240	220-240	220-240	220-240
	50	50	50	50	50
	0.8	0.8	0.8	0.8	0.8
	Europe	Europe	Europe	Europe	Europe
	1.6	1.6	1.6	1.6	1.6
	175	175	167	167	150
	60	60	60	60	60
	65.5	65.5	65.5	65.5	65.5
	White	White	Stainless Steel	White	White
	8007842808940	8007842774375	8007842774351	8007842774368	8007842774573

WASHING MACHINES,  
WASHER DRYERS AND DRYERS

DISHWASHERS

COMBIS, FRIDGES  
AND FREEZERS

COOKERS

Model		SIAA 12 S UK	SIAA 12 S	SIAA 12	SIAA 12 UK	SIAA 10	
<b>Code</b>		F077461	F077462	F077460	F077466	F077463	
<b>Type</b>		Refrigerators	Refrigerators	Refrigerators	Refrigerators	Refrigerators	
<b>Energy Label</b>							
Energy Class		<b>A+</b>	<b>A+</b>	<b>A+</b>	<b>A+</b>	<b>A+</b>	
Energy consumption per year <sup>(1)</sup>	(kWh/year)	142	142	142	142	135	
Total net capacity	(lt)	342	342	342	342	282	
Fridge net capacity	(lt)	342	342	342	342	282	
Freezer net capacity	(lt)						
Autonomy (energy blackout)							
Freezing capacity	(lt)						
Climatic class <sup>(2)</sup>		SN, N, ST, T	SN, N, ST, T	SN, N, ST, T	SN, N, ST, T	SN, N, ST, T	
Noise	(dB(A))	43	43	43	43	43	
<b>Main Features</b>							
Total gross capacity	(lt)	346	346	346	346	286	
Fridge gross capacity	(lt)	346	346	346	346	286	
Freezer gross capacity							
Doors Reversibility		• (Right)	• (Right)	• (Right)	• (Right)	• (Right)	
Automatic door closing		•	•	•	•	•	
External Handle							
<b>Fridge compartment</b>							
Fridge cooling system		Static	Static	Static	Static	Static	
Total No. of compartments							
No. of shelves		4	4	4	4	3	
Fridge shelf type		Glass With White Profile	Glass With White Profile	Glass With White Profile	Glass With White Profile	Glass With White Profile	
No. of salad crispers		1	1	1	1	1	
Salad crisper cover type		Glass With White Profile	Glass With White Profile	Glass With White Profile	Glass With White Profile	Glass With White Profile	
Salad crisper moisture control							
<b>Inner Door</b>							
Total No. of levels		5	5	5	5	4	
<b>Freezer compartment</b>							
Freezer cooling system							
No. of ice trays							
<b>Technical features</b>							
Supply Voltage		220-240	220-240	220-240	220-240	220-240	
Supply Frequency	(Hz)	50	50	50	50	50	
Absorbed Current	(A)	0.7	0.7	0.7	0.7	0.7	
Plug Type		United Kindom	Europe	Europe	United Kindom	Europe	
Cable Length	(m)	1.6	1.6	1.6	1.6	1.6	
<b>Dimensions</b>							
Height	(cm)	175	175	175	175	150	
Width	(cm)	60	60	60	60	60	
Depth	(cm)	65	65	65	65	65	
<b>Colour</b>		Silver	Silver	White	White	White	
<b>EAN</b>		8007842774610	8007842774627	8007842774603	8007842774665	8007842774634	

<sup>(1)</sup> Based on 24hours tests. The actual results depend on how the refrigerator is used and where it is placed.

<sup>(2)</sup> SN = sub-normal, unchanged performance with external temperature between 10°C and 32°C, N = normal, unchanged performance with external temperature between 16°C and 32°C, ST = sub-tropical, unchanged performance with external temperature between 16°C and 38°C, T = tropical, unchanged performance with external temperature between 16°C and 43°C

	ISDS 1722 J	ISDSY 1721 V J	ISDSY 1722 V J
	F074242	F080369	F082766
	Refrigerators	Refrigerators	Refrigerators
	A+	A+	A+
	142	142	142
	342	341	341
	342	341	341
	SN, N, ST, T	SN, N, ST, T	SN, N, ST, T
	43	43	43
	346	346	346
	346	346	346
	• (Right)	• (Right)	• (Right)
	•	•	•
	Static	Fan	Fan
	4	4	4
	Glass With White Profile	Glass With White Profile	Glass With White Profile
	2	2	2
	Glass With White Profile	Glass With White Profile	Glass With White Profile
	5	5	5
	220-240	220-240	220-240
	50	50	50
	0.7	0.7	0.7
	Europe	Europe	Europe
	1.6	2.2	2.2
	175	175	175
	60	60	60
	65	65	65
	Stainless Steel	White	Stainless Steel
	8007842742428	8007842803693	8007842827668

WASHING MACHINES,  
WASHER DRYERS AND DRYERS

DISHWASHERS

COMBIS, FRIDGES  
AND FREEZERS

COOKERS

Model		CAA 55 S UK	CAA 55 UK	CAA 55	NCAA 55
<b>Code</b>		F077740	F077736	F069149	F077314
<b>Type</b>		Combis	Combis	Combis	Combis
<b>Energy Label</b>					
Energy Class		<b>A+</b>	<b>A+</b>	<b>A+</b>	<b>A+</b>
Energy consumption per year <sup>(1)</sup>	(kWh/year)	256	256	256	242
Total net capacity	(lt)	234	234	234	217
Fridge net capacity	(lt)	150	150	150	150
Freezer net capacity	(lt)	84	84	84	67
Autonomy (energy blackout)		13	13	13	15
Freezing capacity	(lt)	2	2	2	2
Climatic class <sup>(2)</sup>		SN, N, ST, T	SN, N, ST, T	SN, N, ST, T	SN, N, ST, T
Noise	(dB(A))	44	44	44	43
<b>Main Features</b>					
Total gross capacity	(lt)	260	260	260	228
Fridge gross capacity	(lt)	155	155	155	155
Freezer gross capacity	(lt)	105	105	105	73
Doors Reversibility		• (Right)	• (Right)	• (Right)	• (Right)
Automatic door closing					
External Handle					
<b>Fridge compartment</b>					
Fridge cooling system		Static	Static	Static	Static
Total No. of compartments		4	4	4	3
No. of shelves		2	2	2	2
Fridge shelf type		Glass	Glass	Glass	Glass
No. of salad crispers		2	2	2	2
Salad crisper cover type		Glass With White Profile	Glass With White Profile	Glass With White Profile	Glass With White Profile
Salad crisper moisture control					
Inner Door					
Total No. of levels		3	3	3	3
<b>Freezer compartment</b>					
Freezer cooling system		Static	Static	Static	Static
No. of ice trays		2	2	2	1
<b>Technical features</b>					
Supply Voltage		230-240	230-240	230-240	220-240
Supply Frequency	(Hz)	50	50	50	50
Absorbed Current	(A)	0.7	0.7	0.7	0.7
Plug Type		United Kindom	United Kindom	Europe	Europe
Cable Length	(m)	1.6	1.6	1.6	1.6
<b>Dimensions</b>					
Height	(cm)	174	174	174	157
Width	(cm)	54.5	54.5	54.5	55
Depth	(cm)	58	58	58	54
<b>Colour</b>		Black	White	White	White
<b>EAN</b>		8007842777406	8007842777369	8007842691498	8007842773149

<sup>(1)</sup> Based on 24hours tests. The actual results depend on how the refrigerator is used and where it is placed.

<sup>(2)</sup> SN = sub-normal, unchanged performance with external temperature between 10°C and 32°C, N = normal, unchanged performance with external temperature between 16°C and 32°C, ST = sub-tropical, unchanged performance with external temperature between 16°C and 38°C, T = tropical, unchanged performance with external temperature between 16°C and 43°C

Model		TAA 12 N	TAA 12 V	RAA 28 S	RAA 28	RAA 24 N EU
<b>Code</b>		F077348	F077747	F086145	F083972	F069497
<b>Type</b>		Refrigerators	Refrigerators	Refrigerators	Refrigerators	Refrigerators
<b>Energy Label</b>						
Energy Class		<b>A+</b>	<b>A+</b>	<b>A+</b>	<b>A+</b>	<b>A+</b>
Energy consumption per year <sup>(1)</sup>	(kWh/year)	220	228	226	226	220
Total net capacity	(lt)	217	216	212	212	222
Fridge net capacity	(lt)	180	179	171	171	180
Freezer net capacity	(lt)	37	37	41	41	42
Autonomy (energy blackout)		14	12	20	20	14
Freezing capacity	(lt)	2	2	2		2
Climatic class <sup>(2)</sup>		N, ST	N, ST, T	N, ST	N, ST	N, ST
Noise	(dB(A))	45	45	45	42	45
<b>Main Features</b>						
Total gross capacity	(lt)	226	226	217	217	226
Fridge gross capacity	(lt)	184	184	175	175	184
Freezer gross capacity	(lt)	42	42	42	42	42
Doors Reversibility		• (Right)	• (Right)	• (Right)	• (Right)	• (Right)
Automatic door closing		•	•			•
External Handle						
<b>Fridge compartment</b>						
Fridge cooling system		Static	Fan	Static	Static	Static
Total No. of compartments						
No. of shelves		3	3	3	3	3
Fridge shelf type		Glass With White Profile	Glass With White Profile	Glass With White Profile	Glass With White Profile	Glass With White Profile
No. of salad crispers		1	1	1	1	1
Salad crisper cover type		Glass With White Profile	Glass With White Profile	Glass With White Profile	Glass With White Profile	Glass With White Profile
Salad crisper moisture control						
<b>Inner Door</b>						
Total No. of levels		4	4	4	4	4
<b>Freezer compartment</b>						
Freezer cooling system		Static	Static	Static	Static	Static
No. of ice trays		1	1	1		1
<b>Technical features</b>						
Supply Voltage		220-240	220-240	220-240	220-240	220-240
Supply Frequency	(Hz)	50	50	50	50	50
Absorbed Current	(A)	1	1	0.6	0.6	1
Plug Type		Europe	Europe	Europe	Europe	Europe
Cable Length	(m)	1.6	1.6	1.5	1.5	2
<b>Dimensions</b>						
Height	(cm)	139	139	143	143	140
Width	(cm)	54.5	54.5	55	55	55
Depth	(cm)	60.6	60.6	58	58	60.6
<b>Colour</b>		White	White	Silver	White	White
EAN		8007842773484	8007842777475	8007842861457	8007842839722	8007842694970

<sup>1)</sup> Based on 24hours tests. The actual results depend on how the refrigerator is used and where it is placed.

<sup>2)</sup> SN = sub-normal, unchanged performance with external temperature between 10°C and 32°C, N = normal, unchanged performance with external temperature between 16°C and 32°C, ST = sub-tropical, unchanged performance with external temperature between 16°C and 38°C, T = tropical, unchanged performance with external temperature between 16°C and 43°C



Model		TLAA 10	TFAA 10	TFAA 1 TK
<b>Code</b>		F077767	F077772	F079772
<b>Type</b>		Refrigerators	Refrigerators	Refrigerators
<b>Energy Label</b>				
Energy Class		<b>A+</b>	<b>A+</b>	<b>A+</b>
Energy consumption per year <sup>(1)</sup>	(kWh/year)	122	181	174
Total net capacity	(lt)	126	111	105
Fridge net capacity	(lt)	126	96	91
Freezer net capacity	(lt)		15	14
Autonomy (energy blackout)			9	10
Freezing capacity	(lt)		2	2
Climatic class <sup>(2)</sup>		SN, N, ST	N, ST	T
Noise	(dB(A))	41	39	44
<b>Main Features</b>				
Total gross capacity	(lt)	130	118	108
Fridge gross capacity	(lt)	130	103	94
Freezer gross capacity	(lt)		15	14
Doors Reversibility		• (Right)	• (Right)	• (Right)
Automatic door closing				
External Handle				
<b>Fridge compartment</b>				
Fridge cooling system		Static	Static	Static
Total No. of compartments				
No. of shelves		2	1	1
Fridge shelf type		Glass With White Profile	Glass With White Profile	Grid With White Profile
No. of salad crispers		1	1	1
Salad crisper cover type		Glass With White Profile	Glass With White Profile	Glass With White Profile
Salad crisper moisture control				
<b>Inner Door</b>				
Total No. of levels		3	3	3
<b>Freezer compartment</b>				
Freezer cooling system			Static	Static
No. of ice trays		1	1	
<b>Technical features</b>				
Supply Voltage		220-240	220-240	230-240
Supply Frequency	(Hz)	50	50	50
Absorbed Current	(A)	0.55	0.6	0.6
Plug Type		Europe	Europe	
Cable Length	(m)	1.5	1.5	1.6
<b>Dimensions</b>				
Height	(cm)	85	85	84
Width	(cm)	55	55	54.5
Depth	(cm)	58	58	60
<b>Colour</b>		White	White	White
EAN		8007842777673	8007842777727	8007842797725

<sup>(1)</sup> Based on 24hours tests. The actual results depend on how the refrigerator is used and where it is placed.

<sup>(2)</sup> SN = sub-normal, unchanged performance with external temperature between 10°C and 32°C, N = normal, unchanged performance with external temperature between 16°C and 32°C, ST = sub-tropical, unchanged performance with external temperature between 16°C and 38°C, T = tropical, unchanged performance with external temperature between 16°C and 43°C

Model		PBAA 34 F X D	PBAA 13 V X
<b>Code</b>		F073581	F061805
<b>Type</b>		Combis	Combis
<b>Energy Label</b>			
Energy Class		<b>A+</b>	<b>A+</b>
Energy consumption per year <sup>(1)</sup>	(kWh/year)	314	303
Total net capacity	(lt)	347	334
Fridge net capacity	(lt)	260	229
Freezer net capacity	(lt)	87	105
Autonomy (energy blackout)		15	19
Freezing capacity	(lt)	7	2
Climatic class <sup>(2)</sup>		N, SN, ST, T	N, ST, T
Noise	(dB(A))	44	43
<b>Main Features</b>			
Total gross capacity	(lt)	365	366
Fridge gross capacity	(lt)	262	235
Freezer gross capacity	(lt)	103	131
Doors Reversibility		• (Right)	• (Right)
Automatic door closing		•	•
External Handle			
<b>Fridge compartment</b>			
Fridge cooling system		No Frost	Fan
Total No. of compartments		3	3
No. of shelves		4	2
Fridge shelf type		Glass With White Profile	Glass
No. of salad crispers		1	2
Salad crisper cover type		Glass With White Profile	Glass With White Profile
Salad crisper moisture control			
Inner Door			
Total No. of levels		5	4
<b>Freezer compartment</b>			
Freezer cooling system		No Frost	Static
No. of ice trays		2	3
<b>Technical features</b>			
Supply Voltage		220-240	220-240
Supply Frequency	(Hz)	50	50
Absorbed Current	(A)	0.5	1
Plug Type		Europe	Europe
Cable Length	(m)	1.6	1.6
<b>Dimensions</b>			
Height	(cm)	200	187
Width	(cm)	60	60
Depth	(cm)	72	72
<b>Colour</b>		Silver	White
EAN		8007842735819	8007842618051

<sup>1)</sup> Based on 24hours tests. The actual results depend on how the refrigerator is used and where it is placed.

<sup>2)</sup> SN = sub-normal, unchanged performance with external temperature between 10°C and 32°C, N = normal, unchanged performance with external temperature between 16°C and 32°C, ST = sub-tropical, unchanged performance with external temperature between 16°C and 38°C, T = tropical, unchanged performance with external temperature between 16°C and 43°C

Model		IUPSY 1722 F J	IUPSY 1721 F J	IUPS 1722 F J	UIA 12 F S EX	UIA 12 F 1 EX	
<b>Code</b>		F082767	F080368	F074239	F078536	F082484	
<b>Type</b>		Freezers	Freezers	Freezers	Freezers	Freezers	
<b>Energy Class</b>		<b>A+</b>	<b>A+</b>	<b>A+</b>	<b>A</b>	<b>A</b>	
Energy consumption per year <sup>(1)</sup>	(kWh/year)	286	286	286	358	358	
Total net capacity	(lt)	220	220	220	202	202	
Number of Stars		1	1	1	1	1	
Autonomy (energy blackout)		10	10	10	10	10	
Freezing capacity	(lt)	11	11	11	11	11	
Climatic class <sup>(2)</sup>		SN, N, ST, T	SN, N, ST, T	SN, N, ST, T	T	T	
Noise	(dB(A))	42	42	42	42	42	
<b>Main Features</b>							
Total gross capacity	(lt)	245	245	245	245	245	
Cooling system		No Frost	No Frost	No Frost	No Frost	No Frost	
Doors Reversibility					• (Right)	• (Right)	
Segment		Upright	Upright	Upright	Upright	Upright	
No. of indicators		3	3	3	3	3	
Indicator type		Quick freeze, On/Off, Temperature	Quick freeze, On/Off, Temperature	Quick freeze, On/Off, Temperature	Quick freeze, On/Off, Temperature	Quick freeze, On/Off, Temperature	
Super Freeze		•	•	•	•	•	
Total No. of compartments		7	7	7	7	7	
No. of ice trays		3	3	3	3	3	
<b>Technincal features</b>							
Gas in the cooling circuit		R600	R600	R600	R600	R600	
Supply Voltage		230-240	230-240	230-240	220-240	220-240	
Supply Frequency	(Hz)	50	50	50	50	50	
Absorbed Current	(A)	1	1	1	1.3	1.3	
Plug Type		Schuko	Schuko	Schuko	Schuko	United Kindom	
Cable Length	(m)	2	2	1.6	1.6	1.6	
<b>Dimensions</b>							
Height	(cm)	175	175	175	175	175	
Width	(cm)	60	60	60	60	60	
Depth	(cm)	65	65	65	65	65	
<b>Colour</b>		Stainless Steel	White	Stainless Steel	White	White	
<b>EAN</b>		8007842827675	8007842803686	8007842742398	8007842785364	8007842824841	

<sup>(1)</sup> Based on 24hours tests. The actual results depend on how the refrigerator is used and where it is placed.

<sup>(2)</sup> SN = sub-normal, unchanged performance with external temperature between 10°C and 32°C, N = normal, unchanged performance with external temperature between 16°C and 32°C, ST = sub-tropical, unchanged performance with external temperature between 16°C and 38°C, T = tropical, unchanged performance with external temperature between 16°C and 43°C

	UIA 12 F EX	UIA 12 F S 1 EX
	F078535	F082486
	Freezers	Freezers
	A	A
	358	202
	202	202
	1	1
	10	10
	11	11
	T	T
	42	42
	245	245
	No Frost	No Frost
	• (Right)	• (Right)
	Upright	Upright
	3	3
	Quick freeze, On/Off, Temperature	Quick freeze, On/Off, Temperature
	•	•
	7	7
	3	3
	R600	R600
	220-240	220-240
	50	50
	1.3	1.3
	Schuko	United Kindom
	1.6	1.6
	175	175
	60	60
	65	65
	White	Silver
	8007842785357	8007842824865

WASHING MACHINES,  
WASHER DRYERS AND DRYERS

DISHWASHERS

COMBIS, FRIDGES  
AND FREEZERS

COOKERS

Model		UIA 12 EX	UIA 12 S EX	UIAA 12.1	
<b>Code</b>		F078532	F078533	F083845	
<b>Type</b>		Freezers	Freezers	Freezers	
<b>Energy Class</b>		<b>A</b>	<b>A</b>	<b>A+</b>	
Energy consumption per year <sup>(1)</sup>	(kWh/year)	352	352	269	
Total net capacity	(lt)	235	235	235	
Number of Stars		1	1	1	
Autonomy (energy blackout)		17	17	17	
Freezing capacity	(lt)	14	14	8	
Climatic class <sup>(2)</sup>		T	T	SN, N, ST, T	
Noise	(dB(A))	44	44	44	
<b>Main Features</b>					
Total gross capacity	(lt)	270	270	270	
Cooling system		Static	Static	Static	
Doors Reversibility		• (Right)	• (Right)	• (Right)	
Segment		Upright	Upright	Upright	
No. of indicators		3	3	2	
Indicator type		Quick freeze, On/Off, Temperature	Quick freeze, On/Off, Temperature	On/Off, Alarm, Normal Functioning	
Super Freeze		•	•		
Total No. of compartments		7	7	7	
No. of ice trays		3	3	3	
<b>Technical features</b>					
Gas in the cooling circuit		R600	R600	R600	
Supply Voltage		220-240	220-240	220-240	
Supply Frequency	(Hz)	50	50	50	
Absorbed Current	(A)	0.7	0.7	0.7	
Plug Type		Schuko	Schuko	Schuko	
Cable Length	(m)	1.6	1.6	1.6	
<b>Dimensions</b>					
Height	(cm)	175	175	175	
Width	(cm)	60	60	60	
Depth	(cm)	65	65	65	
<b>Colour</b>		White	Silver	White	
<b>EAN</b>		8007842785326	8007842785333	8007842838459	

<sup>(1)</sup> Based on 24hours tests. The actual results depend on how the refrigerator is used and where it is placed.

<sup>(2)</sup> SN = sub-normal, unchanged performance with external temperature between 10°C and 32°C, N = normal, unchanged performance with external temperature between 16°C and 32°C, ST = sub-tropical, unchanged performance with external temperature between 16°C and 38°C, T = tropical, unchanged performance with external temperature between 16°C and 43°C



	UIAA 10 F	UIAA 10.1	UIA 10 EX
	F077482	F083848	F078531
	Freezers	Freezers	Freezers
	A+	A+	A
	254	245	321
	175	194	194
	1	1	1
	10	16	16
	11	8	8
	SN, N, ST, T	SN, N, ST, T	T
	42	41	41
	197	225	225
	No Frost	Static	Static
	• (Right)	• (Right)	• (Right)
	Upright	Upright	Upright
	3	2	3
	Quick freeze, On/Off, Temperature	On/Off, Alarm, Normal Functioning	Quick freeze, On/Off, Temperature
	•	•	•
	6	6	6
	3	3	3
	R600	R600	R600
	230-240	220-240	220-240
	50	50	50
	0.6	0.7	0.7
	Schuko	Schuko	Schuko
	1.6	1.6	1.6
	150	150	150
	60	60	60
	65	65	65
	White	White	White
	8007842774825	8007842838480	8007842785319

WASHING MACHINES,  
WASHER DRYERS AND DRYERS

DISHWASHERS

COMBIS, FRIDGES  
AND FREEZERS

COOKERS





WASHING MACHINES,  
WASHER DRYERS AND DRYERS

DISHWASHERS

COMBIS, FRIDGES  
AND FREEZERS

COOKERS

# PRACTICALITY, IN THREE SIMPLE STEPS.

## COOKERS.

Indesit cookers are a perfect synthesis of efficiency, reliability and practicality. The modern and essential design makes them suitable to every type and style of furnishing. The new door is easy to clean thanks to its flat and linear design. You do not need the help of tools as the glass is easy both to install and uninstall, and allows you to easily clean up also the most difficult areas to reach. The quality of the cookers is also guaranteed to last a long time, thanks to the materials used to make them.







# GLASS DOOR REMOVABLE IN 3 STEPS.

Thanks to the new components that are integrated in the door, it is easy to uninstall and install the glass, without the help of tools. **It is possible to remove the glass in only three simple steps.**

Once removed and cleaned, you can easily slide the glass into its slot, simply refixing it to the frame.



1. Press on the buttons integrated in the angles above the door.



2. Remove the upper part.



3. Extract the glass.

## FLAT, LINEAR DESIGN FOR EXTREME PRACTICALITY.

To make daily cleaning easier, the door is designed such that you can open it completely, offering a **perfectly horizontal surface**.

**The flat lines of the cooker** are designed to make cleaning easier.

You can also keep them clean for a longer time, as grease and dirt do not have any area in which they can form.

## EXCELLENT INNER VISIBILITY.

The door is designed completely in glass to guarantee **the best inner visibility of the oven compartment**, thanks to the **reduction of lateral jamb thickness**.

You can follow the cooking progress of your food step by step.







## NEW HIGH EFFICIENCY BURNERS.

Cooking results depend greatly on the type of burners used and the way in which the flame is provided. The structure of the new Indesit burners allows a more direct and uniform distribution of heat thanks to a more vertical flame inclination, 10° more than traditional burners. The heat is immediately absorbed and converted into energy, obtaining a saving in the cooking time of 8% and saving in gas consumption of up to 16%\*.

\* Saving of time and gas consumptions compared to the standard burners.

## FLEXIBILITY AND EASE OF ADJUSTMENT.

The new **knobs**, designed with a **rotation width of 210°**, greater than 50° compared to one of traditional knobs, allow to **regulate up to 6 different levels of flame intensity**\*. Thanks to **the knobs** adjustment you can precisely handle the power of gas distributed. This system allows you to **perceive**, with a click of the knob, **the switch between one adjustment level and the other. You do not have to** look at the set up levels. In this way you can determine the desired level of flame intensity choosing between the 6 available ones.

\*4 levels more than traditional knobs.



## DESIGNED TO BE LONG-LASTING.

Every element in Indesit cookers are designed to last for a long time and to ensure the extreme reliability. The **materials** of which they are made of are carefully **chosen to ensure strength and resistance**. The single hob is made in one single piece without any joints and without gaps in which the dirt can hide. The quality and brilliance of the oven compartment are guaranteed for 10 years thanks to **the glaze with ceramic coating in AA class**. This certification has been obtained as a result of special tests that confirmed the glaze resistance to high temperatures, solvents and corrosive chemical detergents. The profiled tempered glass **cover** offers you safety and quality together with a modern design.

The practical **drawer** allows you to store dishes and tools and is equipped with a locking element to control the sliding, increasing the safety of use.



## PRACTICAL AND ESSENTIAL DESIGN.

Indesit cookers, available in white or stainless steel colors fit harmoniously in any environment thanks to their modern design, with squared and essential lines.

All elements are designed to ease your everyday life, starting from two different user interface solutions

- The intermediate solution, with a **timer** that emits a sound when cooking time comes to an end.

- The easiest solution with **manual programming**, for a traditional cooking operations management.



WASHING MACHINES,  
WASHER DRYERS AND DRYERS

DISHWASHERS

COMBIS, FRIDGES  
AND FREEZERS

COOKERS

## EASY TO CLEAN WITH STEAM.

You can easily clean the oven inner compartment thanks to the **assisted steam cleaning**. This simple and effective system supports the manual cleaning. You only need to fill up a steel container or the dripping pan with approximately 300 ml of water and bring the oven to a temperature of 200°C. The steam generated helps to loosen the dirt: just wait until the inside of the compartment cools off and then clean it up easily with a wet sponge.



## 10 COOKING PROGRAMS WITH ENERGY SAVINGS GUARANTEED.

Indesit has always been close to the needs of consumers, which is why most of its cookers **have an A class rating**. Love of good food is an Italian passion indeed. This is why Indesit Cookers, which are proudly made in Italy, are designed in full respect of the Italian culinary tradition, and offers up to **10 automatic cooking programs** to cook any type of sweet and savory recipes.



### Traditional (static)

Ideal for every type of traditional cooking: the heat wraps the plate in a delicate and homogeneous way.



### Gratin

Combines rapid grilling with uniform cooking in the convection oven. Your pasta, fish and vegetable dishes will be served au gratin.



### Pastry

Combines the use of the resistance placed in the rear side of the oven with the effectiveness of the convection oven. For desserts and preparations that require a special technique.



### Pizza

The program that allows you to increase the temperature quickly, generating ideal heat conditions to cook pizzas that are soft on the inside, crunchy on the outside.



### Quick cooking

Particularly recommended for quick cooking of ready-made dishes, both frozen and Precooked. You do not need to preheat the oven.





**Under Convection**

To finish cooking food that already are very cooked on the surface, but still soft on the inside, or for foods like fruit cakes that need a moderate cooking surface.

**Lower Heating**

Thanks to the heat that comes from the bottom, this cooking type is particularly intended for the most delicate cakes that needs to be baked at an effective and uniform temperature.

**Defrosting**

Thanks to the air circulation at room temperature inside the compartment, it allows to quickly defrost all food.

**Grill**

Perfectly grills in a short time every type of food, particularly meat and fish, saving time and energy.

**Multicooking**

The combined action of all resistances and the fan allows a constant and optimal heat distribution inside the compartment. Ideal to cook different dishes on three different levels simultaneously, saving time and energy.





NEW

Model	Colour	Code
I6VV2A(X)/EX	stainless steel	F083807

**Dimensions: H 85 W 60 D 60 cm**

- **Type of hob: vitroceramic**
- No. of Total Cooking areas: 4
- No. of Radiant areas: 4
- Oven type: Fan
- Grill Type: Variable Electric
- Cleaning: Manual
- No. of main oven door glasses: 2
- Cooking programming: End Cooking Timer
- **Energy Class: A**

Also available:  
F084787 **I6VV2A(W)/AUS**



Model	Colour	Code
I6VSH2(W)/EX	white	F083805

**Dimensions: H 85 W 60 D 60 cm**

- **Type of hob: vitroceramic**
- No. of Total Cooking areas: 4
- No. of Radiant areas: 4
- Oven type: Static
- Grill Type: Electric
- Cleaning: Steam
- No. of main oven door glasses: 2
- Cooking programming: End Cooking Timer
- **Energy Class: B**

Also available:  
F084790 **I6EVA(W)/AUS**



NEW

Model	Colour	Code
I6TMH2AF(X)/I	stainless steel	F084414

**Dimensions: H 85 W 60 D 60 cm**

- **Type of hob: gas**
- No. of Total Cooking areas: 4
- No. Gas Burners: 4 (incl. 1 triple ring)
- Oven type: 11 Multifunction
- Grill Type: Electric
- Cleaning: Steam
- No. of main oven door glasses: 2
- Cooking programming: End Cooking Timer
- Hob flame failure device
- **Energy Class: A**



NEW

Model	Colour	Code
I6TG1G(X)GH/EX	stainless steel	F083808

**Dimensions: H 85 W 60 D 60 cm**

- **Type of hob: gas**
- No. of Total Cooking areas: 4
- No. Gas Burners: 4 (incl. 1 triple ring)
- Oven type: Gas, with gas grill
- Grill Type: Gas
- Cleaning: Manual
- No. of main oven door glasses: 2
- Cooking programming: Minute Minder
- Hob flame failure device

Also available:  
F083945 **I6TG1G.K(X)/EX**  
F083802 **I6TG1G(X)/EX**  
F084786 **I6T52(X)/AUS**  
F084789 **I6T52(W)/AUS**



NEW



NEW

Model	Colour	Code
I6T21(W)/AUS	white	F084792

**Dimensions: H 90 W 60 D 60 cm**

- **Type of hob:** gas
  - No. of Total Cooking areas: 4
  - No. Gas Burners: 4
  - Oven type: Gas, with gas grill
  - Grill Type: Gas
  - Cleaning: Manual
  - No. of main oven door glasses: 2
  - Cooking programming: Minute Minder
  - Hob flame failure device
- Also available:  
F084788 **I6T21(X)/AUS**



Model	Colour	Code
I6GG1F(W)/I	white	F084409

**Dimensions: H 85 W 60 D 60 cm**

- **Type of hob:** gas
  - No. of Total Cooking areas: 4
  - No. Gas Burners: 4
  - Oven type: Gas, with electric grill
  - Grill Type: Electric
  - Cleaning: Manual
  - No. of main oven door glasses: 2
  - Cooking programming: Minute Minder
  - Hob flame failure device
- Also available:  
F083804 **I6GG10G(W)/EX**



Model	Colour	Code
I6M6HAG(X) FR	stainless steel	F083813

**Dimensions: H 85 W 60 D 60 cm**

- **Type of hob:** gas+electric
  - No. of Total Cooking areas: 4
  - No. Gas Burners: 3
  - No. electric plates: 1
  - Oven type: 11 Multifunction
  - Grill Type: Electric
  - Cleaning: Steam
  - No. of main oven door glasses: 2
  - Hob flame failure device
  - **Energy Class: A**
- Also available:  
F083803 **I6MG1G(X)/EX**



Model	Colour	Code
I6E5H2E(W)/EX	white	F083809

**Dimensions: H 85 W 60 D 60 cm**

- **Type of hob:** electric
  - No. of Total Cooking areas: 4
  - No. electric plates: 4
  - Oven type: 5 Multifunction
  - Grill Type: Electric
  - Cleaning: Manual
  - No. of main oven door glasses: 2
  - Cooking programming: End Cooking Timer
  - **Energy Class: B**
- Also available:  
F083806 **I6ESH2E(W)/KZ**



NEW



NEW



NEW



NEW

Model	Colour	Code
I5V55(X)/EX	stainless steel	F085220

**Dimensions: H 85 W 50 D 60 cm**

- **Type of hob: vitroceramic**
- No. of Total Cooking areas: 4
- No. of Radiant areas: 4
- Oven type: 5 Multifunction
- Grill Type: Electric
- Cleaning: Manual
- No. of main oven door glasses: 2
- Cooking programming: Electronic 3-Button Minute Minder
- **Energy Class: B**



NEW

Model	Colour	Code
I5GG1G(X)/EX	stainless steel	F085215

**Dimensions: H 85 W 50 D 60 cm**

- **Type of hob: gas**
- No. of Total Cooking areas: 4
- No. Gas Burners: 4
- Oven type: Gas, with gas grill
- Grill Type: Gas
- Cleaning: Manual
- No. of main oven door glasses: 2
- Cooking programming: Minute Minder
- Hob flame failure device

Also available:  
F085218 **I5GG0G(X)/EX**



NEW

Model	Colour	Code
I5GG1G.K(X)/EX	stainless steel	F085214

**Dimensions: H 85 W 50 D 60 cm**

- **Type of hob: gas**
- No. of Total Cooking areas: 4
- No. Gas Burners: 4
- Oven type: Gas, with gas grill
- Grill Type: Gas
- Cleaning: Manual
- No. of main oven door glasses: 2
- Cooking programming: Minute Minder
- Hob flame failure device





NEW



NEW



NEW

Model	Colour	Code
I5GG0(W)/EX	white	F085224

**Dimensions: H 85 W 50 D 60 cm**

- **Type of hob: gas**
- No. of Total Cooking areas: 4
- No. Gas Burners: 4
- Oven type: Gas Without Grill
- Cleaning: Manual
- No. of main oven door glasses: 2



Model	Colour	Code
I5MG1G(X)/EX	stainless steel	F085222

**Dimensions: H 85 W 50 D 60 cm**

- **Type of hob: gas**
- No. of Total Cooking areas: 4
- No. Gas Burners: 3
- No. electric plates: 1
- Oven type: Gas, with gas grill
- Grill Type: Gas
- Cleaning: Manual
- No. of main oven door glasses: 2
- Cooking programming: Minute Minder
- Hob flame failure device



Model	Colour	Code
I5ESH1E(W)/EX	white	F085217

**Dimensions: H 85 W 50 D 60 cm**

- **Type of hob: electric**
- No. of Total Cooking areas: 4
- No. electric plates: 4
- Oven type: Static
- Grill Type: Electric
- Cleaning: Steam
- No. of main oven door glasses: 2
- Cooking programming: Minute Minder
- **Energy Class: B**





Model	Colour	Code
KN3E11(W)/EX S	white	F081148

**Dimensions: H 85 W 50 D 60 cm**

- **Type of hob: electric**
- No. of Total Cooking areas: 4
- No. electric plates: 4
- Oven type: Static
- Grill Type: Electric
- Cleaning: Manual
- No. of main oven door glasses: 2
- Cooking programming: Minute Minder
- **Energy Class: B**

This product will be phased-out and replaced by F085217, found on page 157 of this catalogue.



Model	Colour	Code
KN3G210(X)/EX	stainless steel	F073596

**Dimensions: H 85 W 50 D 60 cm**

- **Type of hob: gas**
- No. of Total Cooking areas: 4
- No. Gas Burners: 4
- Oven type: Gas, with gas grill
- Grill Type: Gas
- Cleaning: Manual
- No. of main oven door glasses: 2
- Cooking programming: Minute Minder
- **Energy Class: B**

This product will be phased-out and replaced by F085215, found on page 157 of this catalogue.



Model	Colour	Code
KN3M21(X)/EX	stainless steel	F073621

**Dimensions: H 85 W 50 D 60 cm**

- **Type of hob: gas+electric**
- No. of Total Cooking areas: 4
- No. Gas Burners: 3
- No. electric plates: 1
- Oven type: Gas, with gas grill
- Grill Type: Gas
- Cleaning: Manual
- No. of main oven door glasses: 2
- Cooking programming: Minute Minder



This product will be phased-out and replaced by F085222, found on page 157 of this catalogue.



Model	Colour	Code
KN1G21(X)/EX	stainless steel	F078054

**Dimensions: H 85 W 50 D 50 cm**

- **Type of hob: gas**
- No. of Total Cooking areas: 4
- No. Gas Burners: 4
- Oven type: Gas, with gas grill
- Grill Type: Gas
- Cleaning: Manual
- No. of main oven door glasses: 2
- Cooking programming: Minute Minder



Model	Colour	Code
K1E1(W)/R S	white	F081076

**Dimensions: H 85 W 50 D 50 cm**

- **Type of hob: electric**
- No. of Total Cooking areas: 4
- No. electric plates: 4
- Oven type: Static
- Grill Type: Electric
- Cleaning: Manual
- No. of main oven door glasses: 2
- **Energy Class: C**



Model	Colour	Code
KP9F91S(X)/NL S	stainless steel	F080929

Dimensions: H 85 W 90 D 60 cm

- Type of hob: gas
- No. of Total Cooking areas: 5
- No. Gas Burners: 5
- Oven type: 9 Multifunction
- Grill Type: Electric
- Cleaning: Manual
- No. of main oven door glasses: 2
- Cooking programming: Minute Minder
- Hob flame failure device
- Energy Class: B





Model	Colour	Code
KNF21S(X)/EX	stainless steel	F069018

**Dimensions: H 85 W 90 D 60 cm**

- **Type of hob: gas**
  - No. of Total Cooking areas: 5
  - No. Gas Burners: 5
  - Oven type: Gas, with gas grill
  - Grill Type: Gas
  - Cleaning: Manual
  - No. of main oven door glasses: 2
  - Cooking programming: Minute Minder
  - Hob flame failure device
- Also available:  
F069017 **KNF21S(W)/EX**



Model	Colour	Code
KN B21S(W)/EX	white	F069015

**Dimensions: H 85 W 90 D 60 cm**

- **Type of hob: gas+electric**
  - No. of Total Cooking areas: 6
  - No. Gas Burners: 4
  - No. electric plates: 2
  - Oven type: Gas, with gas grill
  - Grill Type: Gas
  - Cleaning: Manual
  - No. of main oven door glasses: 2
  - Cooking programming: Minute Minder
  - Hob flame failure device
- Also available:  
F069016 **KN B21S(X)/EX**

**NEW**

Model	Colour	Code
I95T1C(X)/EX	stainless steel	F088210

**Dimensions: H 85 W 90 D 60 cm**

- **Type of hob: gas**
- No. of Total Cooking areas: 5
- No. Gas Burners: 5
- Oven type: Gas, with gas grill
- Grill Type: Gas
- Cleaning: Manual
- No. of main oven door glasses: 2
- Cooking programming: Minute Minder
- Hob flame failure device
- Oven flame failure device
- Cast iron grids



Model		I6VV2A(X)/EX	I6VV2A(W)/AUS	I6VSH2(W)/EX	I6EVA(W)/AUS	I6TMH2AF(X)/I	
<b>Code</b>		F083807	F084787	F083805	F084790	F084414	
<b>Type</b>		Cookers	Cookers	Cookers	Cookers	Cookers	
Segmento Mix		60x60	60x60	60x60	60x60	60x60	
<b>Hob</b>							
No. Of Total Cooking areas		4	4	4	4	4	
No. Gas Burners						4	
No. electric plates					4		
No. Of Radiant areas		4	4	4			
Triple Ring							
Hob flame failure device						•	
No. residual heat indicators		4	4	4			
Hob ignition						Automatic One Hand	
Burner Cap						Enamelled Sheetmetal	
Pan support type						Enamelled Flat Wire	
Hob Material		Vitroceraic	Vitroceraic	Vitroceraic	Enamelled Sheetmetal	Stainless Steel	
Hob colour		Black	Black	Black	White	Stainless Steel	
<b>Oven</b>							
Main Oven type		Fan	Fan	Static	Fan	11 Multifunction	
Main Oven Grill		Variable Electric	Variable Electric	Electric	Variable Electric	Electric	
Oven flame failure device							
Grill flame failure device							
Temperature control		Thermostat	Thermostat	Thermostat	Thermostat	Thermostat	
Type of Lid						Glass	
Cooking programming		End Cooking Timer	End Cooking Timer	End Cooking Timer		End Cooking Timer	
Cleaning		Manual	Manual	Steam	Manual	Steam	
No. of main oven door glasses		2	2	2	2	2	
Dish warmer		Drawer		Drawer			
Plinth		Black	White	White	White		
Legs						•	
Turnspit				Economical			
Main oven accessories		2 Shelves, Kit Grill Pan	1 Baking Tray, 2 Shelves	1 Baking Tray, 1 Shelf Stopper	1 Shelf, 1 Baking Tray	1 Shelf, 1 Baking Tray	
<b>Energy Label Oven</b>							
Energy Class		A	A	B	A	A	
Oven program used to determine energy class		Fan	Fan	Static	Fan	Cakes	
Natural convention energy consumption	(kWh)			0.83		0.99	
Forced convention energy consumption	(kWh)	0.78	0.78		0.78	0.79	
Main Oven net capacity	(l)	58	60	65	62	58	
Oven typology Energy Label		Medium (35< = Volume < 65L)	Medium (35< = Volume < 65L)	Medium (35< = Volume < 65L)	Medium (35< = Volume < 65L)	Medium (35< = Volume < 65L)	
Required cooking time for normal load	(min)	42	42	41.5	42	44	
Largest hob surface	(cm²)	1150	1150	1150	1150	1150	
<b>Technical Features</b>							
Supply Voltage		220-230/380-400	220-240	220-230/380-400	220-240	220-230	
Supply Frequency		50/60	50/60	50/60	50/60	50/60	
Absorbed Power	(W)	8650	8600	8450	9900	2800	
Absorbed Current	(A)	37.6	35.8	36.7	41.25	12.1	
Gas Power	(kW)					9.15	
Fuses		Mono 230 V - 32 A		Mono 230 V - 32 A		Mono 230 V - 16 A	
Plug Type		Without Plug		Without Plug		Without Plug	
Cable Length	(m)		1.5	1	1.5	1	
Gas type						Methane (Gpl)	
Main oven Max power	(W)	1850	2400	2250	2400	2800	
Secondary oven Max power	(W)						
Main grill Max power	(W)	2250	2400	2250	2400	2250	
<b>Dimensions</b>	(cm)	85x60x60	90x60x60	85x60x60	90x60x60	85x60x60	
<b>Color</b>		Stainless Steel	White	White	White	Stainless Steel	
EAN		8007842838077	8007842847871	8007842838053	8007842847901	8007842844146	



I6TG1G(X)GH/EX	I6TG1G.K(X)/EX	I6TG1G(X)/EX	I6T52(X)/AUS	I6T52(W)/AUS	I6T21(W)/AUS	I6T21(X)/AUS	I6GG1F(W)/I
F083808	F083945	F083802	F084786	F084789	F084792	F084788	F084409
Cookers	Cookers	Cookers	Cookers	Cookers	Cookers	Cookers	Cookers
60x60	60x60	60x60	60x60	60x60	60x60	60x60	60x60
4	4	4	4	4	4	4	4
4	4	4	4	4	4	4	4
•	•	•	•	•	•	•	•
Button 2 Hands	Button 2 Hands	Button 2 Hands	Automatic One Hand	Automatic One Hand	Automatic One Hand	Automatic One Hand	Button 2 Hands
Enamelled Raf	Enamelled Sheetmetal	Enamelled Sheetmetal	Enamelled Raf	Enamelled Sheetmetal	Enamelled Sheetmetal	Enamelled Raf	Enamelled Sheetmetal
Cast Iron	Enamelled Flat Wire	Enamelled Flat Wire	Cast Iron	Enamelled Flat Wire	Enamelled Flat Wire	Cast Iron	Enamelled Flat Wire
Stainless Steel	Stainless Steel	Stainless Steel	Stainless Steel	Enamelled Sheetmetal	Enamelled Sheetmetal	Stainless Steel	Enamelled Sheetmetal
Stainless Steel	Stainless Steel	Stainless Steel	Stainless Steel	White	White	Stainless Steel	White
Gas Grill Gas	Gas Grill Gas	Gas Grill Gas	5 Multifunction	5 Multifunction	Gas Grill Gas	Gas Grill Gas	Electrical Gas Grill
Gas	Gas	Gas	Electric	Electric	Gas	Gas	Electric
•	•	•			•	•	•
•	•	•			•	•	
Thermostat	Thermostat	Thermostat	Thermostat	Thermostat	Thermostat	Thermostat	Thermostat
Glass Without Front Trim	Glass Without Front Trim	Glass Without Front Trim					Glass
Minute Minder	Minute Minder	Minute Minder	End Cooking Timer	End Cooking Timer	Minute Minder	Minute Minder	Minute Minder
Manual	Manual	Manual	Manual	Manual	Manual	Manual	Manual
2	2	2	2	2	2	2	2
Black	Black	Black	Black	Black	Black	Black	
							•
Economical	Economical	Economical					
1 Shelf, 1 Deep Tray	1 Shelf, 1 Deep Tray	1 Shelf, 1 Deep Tray	1 Baking Tray, 2 Shelves	1 Baking Tray, 2 Shelves	1 Baking Tray, 2 Shelves	1 Baking Tray, 2 Shelves	1 Shelf, 1 Baking Tray
			B	B			
			Static	Static			
			0.89	0.89			
			0.98	0.98			
58	58	58	56	56	58	58	58
			Medium (35< = Volume < 65L)	Medium (35< = Volume < 65L)			
			44.5	44.5			
			1150	1150			
220-240	220-240	220-240	220-240	220-240	220-240	220-240	220-230
50/60	50/60	50/60	50/60	50/60	50/60	50/60	50/60
			2400	2400			2250
			10	10			9.7
11.75	11.75	11.75	9.15	9.15	11.75	11.75	10.7
Mono 230 V - 6 A United Kindom	Mono 230 V - 6 A United Kindom	Mono 230 V - 6 A Schuko	Australian	Australian	Australian	Australian	Mono 230 V - 10 A Without Plug
1	1	1	1	1	1	1	1
Gpl (Methane)	Gpl (Methane)	Gpl (Methane)	Methane (Gpl)	Methane (Gpl)	Methane (Gpl)	Methane (Gpl)	Methane (Gpl)
2600	2600	2600	2400	2400	2600	2600	2600
2500	2500	2500	2400	2400	2500	2500	2250
85x60x60	85x60x60	85x60x60	90x60x60	90x60x60	90x60x60	90x60x60	85x60x60
Stainless Steel	Stainless Steel	Stainless Steel	Stainless Steel	White	White	Stainless Steel	White
8007842838084	8007842839456	8007842838022	8007842847864	8007842847895	8007842847925	8007842847888	8007842844092

Model		I6GG10G(W)/EX	I6M6HAG(X) FR	I6MG1G(X)/EX	I6E5H2E(W)/EX	I6ESH2E(W)/KZ	
<b>Code</b>		F083804	F083813	F083803	F083809	F083806	
<b>Type</b>		Cookers	Cookers	Cookers	Cookers	Cookers	
Segmento Mix		60x60	60x60	60x60	60x60	60x60	
<b>Hob</b>							
No. Of Total Cooking areas		4	4	4	4	4	
No. Gas Burners		4	3	3			
No. electric plates			1	1	4	4	
No. Of Radiant areas							
Triple Ring							
Hob flame failure device			•	•			
No. residual heat indicators							
Hob ignition		Button 2 Hands	Button 2 Hands	Automatic One Hand			
Burner Cap		Enamelled Sheetmetal	Enamelled Sheetmetal	Enamelled Sheetmetal			
Pan support type		Enamelled Flat Wire	Enamelled Flat Wire	Enamelled Flat Wire			
Hob Material		Enamelled Sheetmetal	Stainless Steel	Stainless Steel	Enamelled Sheetmetal	Enamelled Sheetmetal	
Hob colour		White	Stainless Steel	Stainless Steel	White	White	
<b>Oven</b>							
Main Oven type		Gas Grill Gas	11 Multifunction	Gas Grill Gas	5 Multifunction	Static	
Main Oven Grill		Gas	Electric	Gas	Electric	Electric	
Oven flame failure device		•		•			
Grill flame failure device		•		•			
Temperature control		Thermostat	Thermostat	Thermostat	Thermostat	Thermostat	
Type of Lid		Glass Without Front Trim	Glass Without Front Trim	Glass Without Front Trim	Enamelled Sheetmetal	Enamelled Sheetmetal	
Cooking programming		Minute Minder		Minute Minder	End Cooking Timer	End Cooking Timer	
Cleaning		Manual	Steam	Manual	Manual	Steam	
No. of main oven door glasses		2	2	2	2	2	
Dish warmer		Drawer			Drawer		
Plinth		White	Black	Black	White	White	
Legs							
Turnspit		Economical		Economical			
Main oven accessories		1 Shelf, 1 Deep Tray	1 Shelf, 1 Baking Tray	1 Shelf, 1 Baking Tray	1 Baking Tray, 1 Shelf Stopper	1 Shelf, 1 Baking Tray	
<b>Energy Label Oven</b>							
Energy Class			A		B	B	
Oven program used to determine energy class			Cakes		Static	Static	
Natural convention energy consumption	(kWh)		0.99		0.89	0.83	
Forced convention energy consumption	(kWh)		0.79		0.98		
Main Oven net capacity	(l)	58	58	58	60	62	
Oven typology Energy Label			Medium (35< = Volume < 65L)		Medium (35< = Volume < 65L)	Medium (35< = Volume < 65L)	
Required cooking time for normal load	(min)		44		44.5	41.5	
Largest hob surface	(cm²)		1150		1150	1150	
<b>Technical Features</b>							
Supply Voltage		220-240	220-230	220-240	220-230/380-400	230/400 3N	
Supply Frequency		50/60	50/60	50/60	50/60	50/60	
Absorbed Power	(W)		4800	2000	9250	9250	
Absorbed Current	(A)		20.86	8.7	9.7	40.2	
Gas Power	(kW)	10.4	5.9	9			
Fuses		Mono 230 V - 6 A	Mono 230 V - 25 A	Mono 230 V - 10 A	Mono 230 V - 10 A	Mono 230 V - 32 A	
Plug Type		United Kindom	Without Plug	Without Plug	Without Plug	Without Plug	
Cable Length	(m)	1	1	1		1	
Gas type		Gpl (Methane)	Methane (Gpl)	Gpl (Methane)			
Main oven Max power	(W)	2600	2800	3100	2250	2250	
Secondary oven Max power	(W)						
Main grill Max power	(W)	2500	2250		2250	2250	
<b>Dimensions</b>	(cm)	85x60x60	85x60x60	85x60x60	85x60x60	85x60x60	
<b>Color</b>		White	Stainless Steel	Stainless Steel	White	White	
EAN		8007842838046	8007842838138	8007842838039	8007842838091	8007842838060	

	I5V55(X)/EX	I5GG1G(X)/EX	I5GG0G(X)/EX	I5GG1G.K(X)/EX	I5GG0(W)/EX	I5MG1G(X)/EX	I5ESH1E(W)/EX
	F085220	F085215	F085218	F085214	F085224	F085222	F085217
	Cookers	Cookers	Cookers	Cookers	Cookers	Cookers	Cookers
	50x60	50x60	50x60	50x60	50x60	50x60	50x60
	4	4	4	4	4	4	4
		4	4	4	4	3	
						1	4
	4						
	4	•		•		•	
		Button 2 Hands		Button 2 Hands		Button 2 Hands	
		Enamelled Sheetmetal	Enamelled Sheetmetal	Enamelled Sheetmetal	Enamelled Sheetmetal	Enamelled Sheetmetal	
		Enamelled Flat Wire	Enamelled Flat Wire	Enamelled Flat Wire	Enamelled Flat Wire	Enamelled Flat Wire	
	Vitroc ceramic	Stainless Steel	Stainless Steel	Stainless Steel	Enamelled Sheetmetal	Stainless Steel	Enamelled Sheetmetal
	Black	Stainless Steel	Stainless Steel	Stainless Steel	White	Stainless Steel	White
	5 Multifunction Electric	Gas Grill Gas Gas	Gas Without Grill	Gas Grill Gas Gas	Gas Without Grill	Gas Grill Gas Gas	Static Electric
		•	•	•	•	•	
		•		•		•	
	Thermostat	Thermostat	Thermometer	Thermostat	Thermometer	Thermostat	Thermostat
		Glass Without Front Trim	Glass Without Front Trim	Glass Without Front Trim		Glass Without Front Trim	Enamelled Sheetmetal
	Electronic 3-Button Minute Minder	Minute Minder		Minute Minder		Minute Minder	Minute Minder
	Manual	Manual	Manual	Manual	Manual	Manual	Steam
	2	2	2	2	2	2	2
	Black	Black	Black	Black	White	Black	White
	Economical	Economical		Economical		Economical	
	1 Shelf, 1 Baking Tray, 1 Deep Tray	1 Shelf, 1 Baking Tray	1 Shelf, 1 Baking Tray	1 Shelf, 1 Baking Tray	1 Shelf, 1 Baking Tray	1 Shelf, 1 Baking Tray	1 Baking Tray, 1 Shelf Stopper
	B						B
	Fan						Static
	16						0.99
	0.99						
	57	58	58	58	58	58	61
	Medium (35< = Volume < 65L)						Medium (35< = Volume < 65L)
	50						51
	1250						1250
	230/400 3N	220-240	220-230/380-400	220-240	220-230/380-400	220-240	220-230/380-400
	50	50/60		50/60		50/60	50/60
	7900					2000	9100
	34.3					8.7	39.5
		10.9	10.9	10.9	9.8	9	
			Mono 230 V - 6 A	Mono 230 V - 6 A			Mono 230 V - 32 A
	Without Plug			United Kindom	Without Plug	Without Plug	Without Plug
	1	1		1		1	
		Gpl (Methane)	Gpl (Methane)	Gpl (Methane)	Gpl (Methane)	Gpl (Methane)	
	2100	3100	3100	3100	2000	3100	2100
	2100	2500		2500		2500	2100
	85x50x60	85x50x60	85x50x60	85x50x60	85x50x60	85x50x60	85x50x60
	Stainless Steel	Stainless Steel	Stainless Steel	Stainless Steel	White	Stainless Steel	White
	8007842852202	8007842852158	8007842852189	8007842852141	8007842852240	8007842852226	8007842852172

Model		KN3E11(W)/EX S	KN3G210(X)/EX	KN3M21(X)/EX	KN1G21(X)/EX	K1E1(W)/R S	
<b>Code</b>		F081148	F073596	F073621	F078054	F081076	
<b>Type</b>		Cookers	Cookers	Cookers	Cookers	Cookers	
Segmento Mix		50x60	50x60	50x60	50x50	50x50	
<b>Hob</b>							
No. Of Total Cooking areas		4	4	4	4	4	
No. Gas Burners			4	3	4		
No. electric plates		4		1		4	
No. Of Radiant areas							
Triple Ring							
Hob flame failure device							
No. residual heat indicators							
Hob ignition			Button 2 Hands	Button 2 Hands	Button 2 Hands		
Burner Cap			Enamelled Sheetmetal	Enamelled Sheetmetal	Enamelled Sheetmetal		
Pan support type			Enamelled Flat Wire	Enamelled Flat Wire	Enamelled Flat Wire		
Hob Material		Enamelled Sheetmetal	Stainless Steel	Stainless Steel	Stainless Steel	Enamelled Sheetmetal	
Hob colour		White	Stainless Steel	Stainless Steel	Stainless Steel	White	
<b>Oven</b>							
Main Oven type		Static	Gas Grill Gas	Gas Grill Gas	Gas Grill Gas	Static	
Main Oven Grill		Electric	Gas	Gas	Gas	Electric	
Oven flame failure device			•	•	•		
Grill flame failure device			•	•	•		
Temperature control		Thermostat	Thermostat	Thermostat	Thermostat	Thermostat	
Type of Lid		Enamelled Sheetmetal	Glass Without Front Trim	Glass Without Front Trim	Glass Without Front Trim	Enamelled Sheetmetal	
Cooking programming		Minute Minder	Minute Minder	Minute Minder	Minute Minder		
Cleaning		Manual	Manual	Manual	Manual	Manual	
No. of main oven door glasses		2	2	2	2	2	
Dish warmer		Flap	Drawer	Flap	Flap	Flap	
Plinth		White	Black	Black	Black	White	
Legs							
Turnspit			Economical	Economical	Economical		
Main oven accessories		1 Baking Tray, 1 Shelf Stopper	1 Shelf, 1 Baking Tray	1 Shelf, 1 Baking Tray	1 Shelf, 2 Baking Trays	1 Shelf, 1 Baking Tray	
<b>Energy Label Oven</b>							
Energy Class		B				C	
Oven program used to determine energy class		Static				Static	
Natural convention energy consumption	(kWh)	0.99				1.14	
Forced convention energy consumption	(kWh)						
Main Oven net capacity	(l)	63	58	58	50	53	
Oven typology Energy Label		Medium (35< = Volume < 65L)				Medium (35< = Volume < 65L)	
Required cooking time for normal load	(min)	51				53	
Largest hob surface	(cm²)	1250				1435	
<b>Technical Features</b>							
Supply Voltage		220-230/380-400	220-240	220-240	220-240	230/400 3N	
Supply Frequency		50/60	50/60	50/60	50/60	50/60	
Absorbed Power	(W)	9100		2000		7600	
Absorbed Current	(A)	39.5		8.7		33	
Gas Power	(kW)		10.9	9	10.9		
Fuses		Mono 230 V - 32 A	Mono 230 V - 6 A	Mono 230 V - 10 A	Mono 230 V - 6 A	Mono 240 V - 32 A	
Plug Type		Without Plug	United Kindom	Without Plug	United Kindom	Without Plug	
Cable Length	(m)		1	1	1.8	1	
Gas type			Gpl (Methane)	Gpl (Methane)	Gpl (Methane)		
Main oven Max power	(W)	2100	3100	3100	3100	2000	
Secondary oven Max power	(W)						
Main grill Max power	(W)	2100	2500	2500	2500	2000	
<b>Dimensions</b>	(cm)	85x50x60	85x50x60	85x50x60	85x50x50	85x50x50	
<b>Color</b>		White	Stainless Steel	Stainless Steel	Stainless Steel	White	
EAN		8007842811483	8007842735963	8007842736212	8007842780543	8007842810769	

	KP9F91S(X)/NL S	KNF21S(X)/EX	KNF21S(W)/EX	KN B21S(W)/EX	KN B21S(X)/EX	I95T1C(X)/EX
	F080929	F069018	F069017	F069015	F069016	F088210
	Cookers	Cookers	Cookers	Cookers	Cookers	Cookers
	90x60 Pro	90x60 Maxi-Oven	90x60 Maxi-Oven	90x60 Maxi-Oven	90x60 Maxi-Oven	90x60 Maxi-Oven
	5	5	5	6	6	5
	5	5	5	4	4	5
				2	2	
	•	•	•	•	•	•
	Button 2 Hands	Button 2 Hands	Button 2 Hands	Button 2 Hands	Button 2 Hands	Button 1 Hand
	Enamelled Raf	Enamelled Sheetmetal	Enamelled Sheetmetal	Enamelled Sheetmetal	Enamelled Sheetmetal	Enamelled Raf
	Cast Iron	Enamelled Flat Wire	Enamelled Flat Wire	Enamelled Flat Wire	Enamelled Flat Wire	Cast Iron
	Stainless Steel	Stainless Steel	Enamelled Sheetmetal	Enamelled Sheetmetal	Stainless Steel	Stainless Steel
	Stainless Steel	Stainless Steel	White	White	Stainless Steel	Stainless Steel
	9 Multifunction	Gas Grill Gas	Gas Grill Gas	Gas Grill Gas	Gas Grill Gas	Gas Grill Gas
	Electric	Gas	Gas	Gas	Gas	Gas
		•	•	•	•	•
		•	•	•	•	•
	Thermostat	Thermostat	Thermostat	Thermostat	Thermostat	Thermostat
	Low splash back	Glass	Glass	Glass	Glass	Glass
	Minute Minder	Minute Minder	Minute Minder	Minute Minder	Minute Minder	Minute Minder
	Manual	Manual	Manual	Manual	Manual	Manual
	2	2	2	2	2	2
		Flap	Flap	Flap	Flap	Flap
	• Stainless Steel	•	•	•	•	•
	Transversal	Economical	Economical	Economical	Economical	Economical
	1 Shelf, 1 Baking Tray	1 Shelf, 1 Baking Tray	1 Shelf, 1 Baking Tray	1 Shelf, 1 Baking Tray	1 Shelf, 1 Baking Tray	1 Shelf, 1 Baking Tray
	B					
	Fan					
	1.30					
	1.19					
	78	106	106	106	106	120
	53.5					
	1450					
	220-230	220-240	220-240	220-240	220-240	220-240
	50/60	50/60	50/60	50/60	50/60	50/60
	3100	19	19	2519	2519	22
	13.47	0.08	0.08	10.95	10.95	
	10.55	17.95	17.95	14.35	14.35	
	Mono 230 V - 16 A					Mono 230 V - 16 A
	Without Plug	Without Plug	Without Plug	Without Plug	Without Plug	United Kingdom
	1.5	2	2	2	2	1
	Aard Gas	Gpl (Methane)	Gpl (Methane)	Gpl (Methane)	Gpl (Methane)	Gpl (Methane)
	3100	4200	4200	4200	4200	2600
	2000	2650	2650	2650	2650	2500
	85x90x60	85x90x60	85x90x60	85x90x60	85x90x60	85x90x60
	Stainless Steel	Stainless Steel	White	White	Stainless Steel	Stainless Steel
	8007842809299	8007842690187	8007842690170	8007842690156	8007842690163	8007842882100





**PRIME  
LINE.**

## GLASS.

Exclusively designed by renowned design firm Giugiaro, the Prime line of household-electric appliances is built in glass and exudes sophistication, effortlessly combining luminosity and elegance. Follow the modern furnishing trends with this highly state-of-the-art line of appliances.

AESTHETICS TYPE

OVENS  
AND MICROWAVE OVENS

HOBBS

HOODS

REFRIGERATORS

DISHWASHERS



**PRIME  
LINE.**



## INOX.

The lightness, robustness and modernness of steel distinguish this line. Versatile and robust, steel is the choice for a kitchen that lasts through time

AESTHETICS TYPE

OVENS  
AND MICROWAVE OVENS

HOBS

HOODS

REFRIGERATORS

DISHWASHERS



**ADVANCE  
LINE.**



The Advance line is designed to offer real solutions to consumers' needs of practicality and ease of use, with a design that is aesthetically pleasing to the eye. Advance is the perfect choice for those who wish to have a modern young and dynamic look, suitable for any kitchen environment.

AESTHETICS TYPE

Ovens  
AND MICROWAVE OVENS

HOBBS

HOODS

REFRIGERATORS

DISHWASHERS





# MODELS TO SUIT ANY KITCHEN.

## OVENS.

Indesit ovens are simply beautiful and functional. They are a feast for the eye as well as the tastebuds. These appliances are designed for a pleasant daily experience and feature clean, linear designs. You can choose between a wide range of models, materials and colors.

Thanks to a technology created to make your life easier, Indesit ovens are equipped with user friendly interfaces, and are simple to use and program. It's as though they were made to cook everything and anything you want. You can even cook last minute lunches and dinners. The most important thing is that the taste is still there.

AESTHETICS TYPE

OVENS  
AND MICROWAVE OVENS

HOBS

HOODS

REFRIGERATORS

LAUNDRY

## AN OVEN FOR EVERY KITCHEN ENVIRONMENT.

Indesit offers a very wide range of ovens to meet every need and customization. The oven is one of the appliances that has a great visual impact and makes the overall image of a kitchen more unique. For this reason, Indesit allows you to choose the colour, design and materials that suit your kitchen environment. Moreover, you can choose between several interfaces and select the one that better suits your cooking habits. That's why an Indesit oven is always unique.



## DESIGN.

The Indesit ovens are available in two different designs: the Prime line in steel or glass. The Advance line is completely made in stainless steel. All models are aesthetically in coordination with hobs of the same product line.

## INTERFACE.

You can choose the interface that best suits your family's everyday needs – either the more traditional **models with knobs** that are extremely easy to use, or the ones with **digital display** which thanks to the **“Fine cooking” option**, allows you to set up program and temperature and determine when to end the cooking.

## FUNCTIONALITY.

Knobs and handles have an easy an ergonomic grip, and **the panoramic glass door** allows you to have a wide view of the oven inner compartment. Furthermore the **front panel** shows all the cooking programs available in a clear and user-friendly way, and a LED display shows the preheating status of the oven.

## SAVING.

All built-in Indesit ovens achieved **the energy efficiency rating of A class**: reduced electrical consumptions to guarantee the best energy saving.



Prime Oven - Black Glass



Advance Oven



Prime Oven - Black Glass



# MANY PROGRAMS TO COOK EVERYTHING YOU WANT TO.

Indesit ovens are able to meet most different needs and habits. You will have several cooking **programs** at your disposal that will allow you to have the right program for any type of dish, from more complicated dishes to simple ones made at last minute. Everything is very easy: you just need to set up the desired cooking program and you can quietly devote your time to other things, with the peace of mind that the food brought to the table will still be delicious.

## MULTICHEF OVEN 8.

Eight programs for eight kitchen techniques. The Multichef 8 oven has an electronic control that allows you to always obtain great results, setting a more precise cooking time and temperature.



### Traditional

Heat distribution is equal and gentle.



### Grill

To grill meat, fish or a toast saving time and energy.



### Speedy Barbecue

To toast meat, fish and vegetables avoiding unpleasant smoke and dirt.



### Keep Warm

Bread, pastries and chicken on the spit are kept warm.



### Multilevel

To cook multiple dishes at the same time with more levels of temperature.



### Gratin

Everything is cooked equally, is as quick as the grill program and takes advantage of the effective ventilation.



### Freasy Cook

Perfect solution to cook freezes foods without the need for preheating.



### Pizza

Best heat distribution allows you to easily cook pizzas in a crispy and equal way.

## MULTICHEF OVEN 7.

Complicated or simple dishes, it doesn't matter when you have seven programs at your disposal: traditional, pizza, grill, gratin, pastry, multilevel and fast cooking.



### Fast cooking

You do not need to preheat, all fresh foods are quickly cooked and also precooked foods will have great taste.



### Pastry

The best cooking ever for your cookies and cakes.

## MULTICHEF OVEN 6.

The perfect cooking for every food in only six programs: Static, Pizza, Grill, Gratin, Pastry and Multilevel.

## PERFECT FOR EQUAL COOKING OF "BIG" DISHES.

The dripping pan is much larger than traditional one, allowing you to cook dishes at their best such as lasagne, parmigiane and roasts.

# EASY CLEANING THAT GIVES YOU A HELPING HAND.

## EASY CLEANING – SHIELDING YOU FROM EVERYDAY DIRT.

Thanks to the special coating that covers the oven inner compartment, manual cleaning is very easy and not at all tiring or tedious.

## BORN TO RESIST, BUILT TO PROTECT.

Indesit ovens have been subjected to strict quality controls to guarantee product reliability whenever you use them. **The reliability test** showed incredible results, as the ovens are able to withstand **15,000 door openings** which correspond to ten years of life and product performance. Models with **triple glass door** ensure a safe protection even in an environment with children maintaining a very low constant external door temperature.

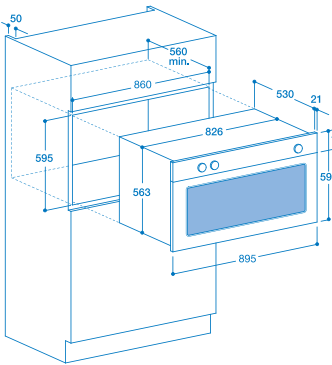




Model	Colour	Code
FGIM 21.1 M IX	stainless steel	F081851

Dimensions: H 59.4 W 89.5 D 53 cm

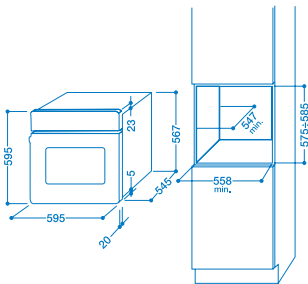
- Aesthetic: Advance
- Oven Type: Gas, with electric grill
- Cleaning: manual
- Cooking programming: Minute Minder
- No. of oven door glasses: 2
- Accessories: 1 Grid, 1 Tray



Model	Colour	Code
FGIM K IX S	stainless steel	F080763

Dimensions: H 59.5 W 59.5 D 54.5 cm

- Aesthetic: Advance
- Oven Type: Gas, with electric grill
- Cleaning: Manual
- Energy Class: A
- Cooking programming: Minute Minder
- No. of oven door glasses: 2
- Accessories: 1 Grid, 1 Tray

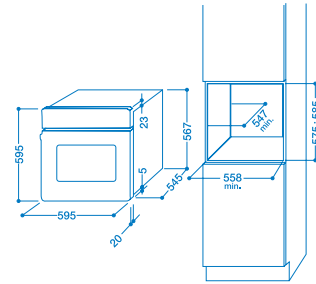




Model	Colour	Code
IFG 63 K.A BK S	black	F080760

**Dimensions: H 59.5 W 59.5 D 54.5 cm**

- **Aesthetic: Prime**
- Oven Type: 6 Multifunction
- Cleaning: Manual
- **Energy Class: A**
- Cooking programming: Digital Timer Easy to use
- No. of oven door glasses: 2
- Accessories: 1 Grid, 1 Tray

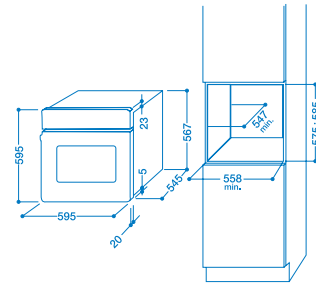


Model	Colour	Code
IFG 51 K.A BK S	black	F080758

**Dimensions: H 59.5 W 59.5 D 54.5 cm**

- **Aesthetic: Prime**
- Oven Type: 5 Multifunction
- Cleaning: Manual
- **Energy Class: A**
- Cooking programming: Minute Minder
- No. of oven door glasses: 2
- Accessories: 1 Grid, 1 Tray

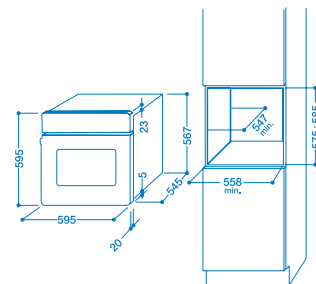
Also available:  
F080759 IFG 51 K.A (GR) S



Model	Colour	Code
IF 51 K.A IX S	stainless steel	F080750

**Dimensions: H 59.5 W 59.5 D 54.5 cm**

- **Aesthetic: Prime**
- Oven Type: 5 Multifunction
- Cleaning: Manual
- **Energy Class: A**
- Cooking programming: Minute Minder
- No. of oven door glasses: 2
- Accessories: 1 Grid, 1 Tray

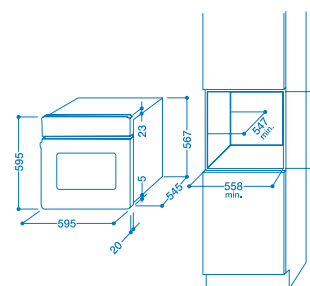




Model	Colour	Code
FIM 88 KGPA IX S	stainless steel	F080460

**Dimensions: H 59.5 W 59.5 D 54.5 cm**

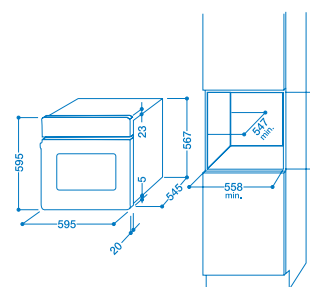
- **Aesthetic: Advance**
- Oven Type: 8 Multifunction
- Cleaning: Pyrolytic
- **Energy Class: A**
- Cooking programming: Electronic display
- No. of oven door glasses: 2
- Accessories: 1 Tray, 2 Grids



Model	Colour	Code
FIM 734 K.A IX	stainless steel	F079384

**Dimensions: H 59.5 W 59.5 D 54.5 cm**

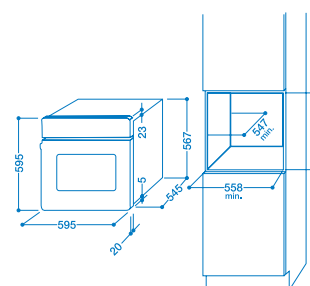
- **Aesthetic: Advance**
- Oven Type: 7 Multifunction
- Cleaning: Manual
- **Energy Class: A**
- Cooking programming: Digital Timer Easy to use
- No. of oven door glasses: 2
- Accessories: 1 Grid, 1 Tray, 1 Deep Tray



Model	Colour	Code
FIM 53 K.A IX S	stainless steel	F080773

**Dimensions: H 59.5 W 59.5 D 54.5 cm**

- **Aesthetic: Advance**
- Oven Type: 5 Multifunction
- Cleaning: Manual
- **Energy Class: A**
- Cooking programming: Digital Timer Easy to use
- No. of oven door glasses: 2
- Accessories: 1 Grid, 1 Tray



Also available:  
 F080778 **FIM 51 K.A IX S**  
 F080766 **FIM 20 K.A IX S**  
 F085321 **FIM 20 K.A IX CN**  
 F080764 **FIM 20 K.A BK S**



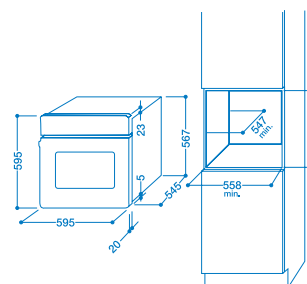


Model	Colour	Code
FIMS 52 K.A IX AUS S	stainless steel	F080784

**Dimensions: H 59.5 W 59.5 D 54.5 cm**

- **Aesthetic: Advance**
- Oven Type: 5 Multifunction
- Cleaning: Manual
- **Energy Class: A**
- Cooking programming: End Of Cooking Timer
- No. of oven door glasses: 2
- Accessories: 1 Tray, 2 Grids

Also available:  
F080770 **FIMS 51 K.A IX S**  
F080513 **FIMD 23 IX S**

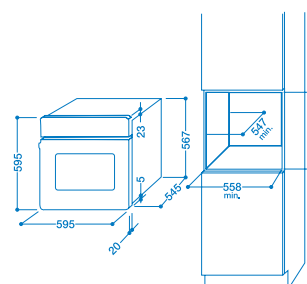


Model	Colour	Code
-------	--------	------

FIMB 20 K.A IX EE	stainless steel	F079360
-------------------	-----------------	---------

**Dimensions: H 59.5 W 59.5 D 54.5 cm**

- **Aesthetic: Advance**
- Oven Type: Static
- Cleaning: Manual
- **Energy Class: A**
- No. of oven door glasses: 2
- Accessories: 1 Grid, 1 Tray

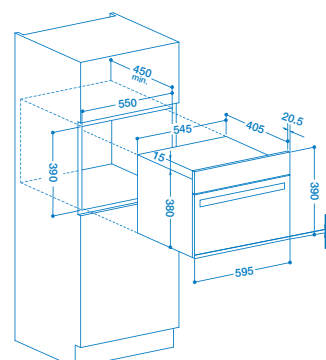


Model	Colour	Code
-------	--------	------

SIM 100	stainless steel no-stain	F083575
---------	--------------------------	---------

**Dimensions: H 39 W 59.5 D 40.5 cm**

- **Aesthetic: Advance**
- Oven Type: Steam
- Cleaning: Manual
- **Energy Class: A**
- Cooking programming: Electronic Start/End Of Cooking
- No. of oven door glasses: 2
- Accessories: 1 Sliding Grid, 1 Tray



# YOUR BEST PARTNER IN YOUR FIGHT “AGAINST TIME”.

## MICROWAVES.

Indesit microwaves, with its wide range of programs to cook and defrost, make your every day life much easier by greatly reducing cooking times, thanks also to the valuable cooking grill combination.

It is furnished with an easy and user friendly display and it has automatic programs with easy set up. You can select the most suitable program for the dish you want to cook or food you want to defrost. While you set up the weight, the oven automatically chooses the best cooking settings and the duration of the operation.

Your best partner in the kitchen: little space and highest results together with finest comfort.





Model

Colour

Code

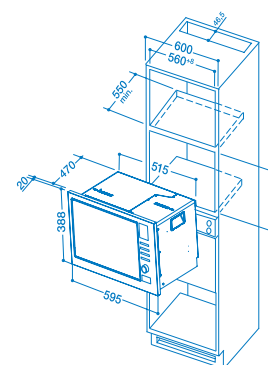
MWI 222.1 X

stainless steel

F079073

**Dimensions: H 38.8 W 59.5 D 47 cm**

- Oven Type: Microwave+Grill, Warm Plate, Defrost
- Power levels: 5
- Absorbed power (W): 1450
- Interface: Knobs+Buttons
- Accessories: Medium Round Grid



Model

Colour

Code

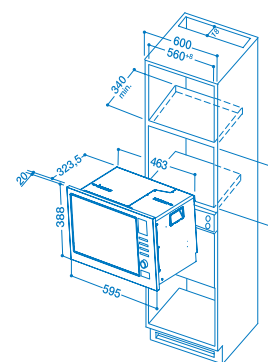
MWI 121.1 X

stainless steel

F079076

**Dimensions: H 38.8 W 59.5 D 34,35 cm**

- Oven Type: Microwave, Warm Plate, Defrost
- Power levels: 5
- Absorbed power (W): 1250
- Interface: Knobs+Buttons
- Accessories: Medium Round Grid



Model		FGIM 21.1 M IX	FGIM K IX S	IFG 63 K.A BK S	IFG 51 K.A BK S	
<b>Code</b>		F081851	F080763	F080760	F080758	
Aesthetic		Advance	Advance	Prime	Prime	
Supply		Gas	Gas	Electric	Electric	
<b>Energy label</b>						
Energy Class				<b>A</b>	<b>A</b>	
Heating function to deter. efficiency class				Pastry	Fan	
Energy consumption Natural convection	(kWh)			0.97	0.88	
Energy consumption Forced air convection	(kWh)			0.79	0.79	
Gas Power	(kW)	4	2.6			
Main cavity net capacity	(l)	73	58	58	58	
<b>Oven Typology</b>						
Small (12< = Volume <35 L) Medium (35< = Volume < 65L) Large (65L < = Volume)		Large	Medium	Medium	Medium	
Time to cook standard load	(min)			45.5	40	
Largest hob surface	(cm <sup>2</sup> )			1150	1150	
<b>Features and Functions</b>						
Oven Type		Electrical gas Grill	Electrical gas Grill	6 Multifunction	5 Multifunction	
<b>Main Oven Functions</b>		Grill, Traditional	Grill, Traditional	Gratin, Grill, Multilevel, Pastries, Pizza, Traditional	Top Heat Only, Gratin, Grill, Multilevel, Traditional	
Thermostat		Electromechanical	Electromechanical	Electromechanical	Electromechanical	
Oven On/Off indicator		•	•	Oven Light	Oven Light	
Cleaning		Manual	Manual	Manual	Manual	
<b>Safety</b>						
Number of oven door glasses		2	2	2	2	
<b>Cooking Programming</b>		Minute Minder	Minute Minder	Digital Timer Easy to use	Minute Minder	
<b>Equipments</b>						
Accessories		1 Grid, 1 Tray	1 Grid, 1 Tray	1 Grid, 1 Tray	1 Grid, 1 Tray	
<b>Technical features</b>						
Grill power	(Watt)	2500	2250	2250	2250	
Absorbed Power	(W)	2500	2250	2800	2250	
<b>Dimensions</b>						
HeightxWidthxDepth	(cm)	59.4x89.5x53	59.5x59.5x54.5	59.5x59.5x54.5	59.5x59.5x54.5	
<b>Colour</b>		Stainless Steel	Stainless Steel	Black	Black	
EAN		8007842818512	8007842807639	8007842807608	8007842807585	

IFG 51 K.A GR S	IF 51 K.A IX S	FIM 88 KGPA IX S	FIM 734 K.A IX	FIM 53 K.A IX S	FIM 51 K.A IX S	FIM 20 K.A IX S	FIM 20 K.A IX CN	FIM 20 K.A BK S
F080759	F080750	F080460	F079384	F080773	F080778	F080766	F085321	F080764
Prime	Prime	Advance	Advance	Advance	Advance	Advance	Advance	Advance
Electric	Electric	Electric	Electric	Electric	Electric	Electric	Electric	Electric
<b>A</b>	<b>A</b>	<b>A</b>	<b>A</b>	<b>A</b>	<b>A</b>	<b>A</b>	<b>A</b>	<b>A</b>
Fan	Fan	Gratin	Pastry	Fan	Fan	Static	Static	Static
0.88	0.99		1.06	0.99	0.99	0.78	0.78	0.78
0.79	0.79	0.79	0.79	0.79	0.79			
58	58	58	58	58	58	62	62	62
Medium	Medium	Medium	Medium	Medium	Medium	Medium	Medium	Medium
40	40,5	48	45.5	42	42	39	39	39
1150	1150	1150	1150	1150	1150	1150	1150	1150
5 Multifunction	5 Multifunction	8 Multifunction	7 Chefs Pizza	5 Multifunction	5 Multifunction	Static	Static	Static
Top Heat Only, Gratin, Multilevel, Traditional	Top Heat Only, Gratin, Grill, Multilevel, Traditional	Low Temperature, Fready cook, Gratin, Grill, Multilevel, Pizza, Speedy grill, Traditional	Fast Cooking, Gratin, Grill, Multilevel, Pastries, Pizza, Traditional	Top Heat Only, Gratin, Grill, Multilevel, Traditional	Top Heat Only, Gratin, Grill, Multilevel, Traditional	Bottom Heat Only, Top Heat Only, Grill, Traditional	Bottom Heat Only, Top Heat Only, Grill, Traditional	Bottom Heat Only, Top Heat Only, Grill, Traditional
Electromechanical	Electromechanical	Electronic	Electromechanical	Electromechanical	Electromechanical	Electromechanical	Electromechanical	Electromechanical
Oven Light	Oven Light	Oven Light	Oven Light	Oven Light	Oven Light	Oven Light	Oven Light	Oven Light
Manual	Manual	Pyrolytic	Manual	Manual	Manual	Manual	Manual	Manual
2	2	3	2	2	2	2	2	2
Minute Minder	Minute Minder	Electronic display	Digital Timer Easy to use	Digital Timer Easy to use	Minute Minder			
1 Grid, 1 Tray	1 Grid, 1 Tray	1 Tray, 2 Grids	1 Grid, 1 Tray, 1 Deep Tray	1 Grid, 1 Tray	1 Grid, 1 Tray	1 Grid, 1 Tray	1 Grid, 1 Tray	1 Grid, 1 Tray
2250	2250	2700	2250	2250	2250	2250	2250	2250
2250	2250	2800	2800	2250	2250	2250	2250	2250
59.5x59.5x54.5	59.5x59.5x54.5	59.5x59.5x54.5	59.5x59.5x54.5	59.5x59.5x54.5	59.5x59.5x54.5	59.5x59.5x54.5	59.5x59.5x54.5	59.5x59.5x54.5
Graphite	Stainless Steel	Stainless Steel	Stainless Steel	Stainless Steel	Stainless Steel	Stainless Steel	Stainless Steel	Black
8007842807592	8007842807509	8007842804607	8007842793840	8007842807738	8007842807783	8007842807660	8007842853216	8007842807646



Model		FIMS 52 K.A IX AUS S	FIMS 51 K.A IX S	FIMD 23 IX S	FIMB 20 K.A IX EE	SIM 100
<b>Code</b>		F080784	F080770	F080513	F079360	F083575
Aesthetic		Advance	Advance	Advance	Advance	Advance
Supply		Electric	Electric	Electric	Electric	Electric
<b>Energy label</b>						
Energy Class		<b>A</b>	<b>A</b>	<b>A</b>	<b>A</b>	
Heating function to deter. efficiency class		Fan	Fan	Fan	Static	
Energy consumption Natural convection	(kWh)	0.99	0.99		0.78	0.71
Energy consumption Forced air convection	(kWh)	0.79	0.79	0.99		
Gas Power	(kW)					
Main cavity net capacity	(l)	60	58	71	62	23
<b>Oven Typology</b>						
Small (12< = Volume <35 L) Medium (35< = Volume < 65L) Large (65L < = Volume)		Medium	Medium	Large	Medium	Small
Time to cook standard load	(min)	42	42	49	42	10-45
Largest hob surface	(cm²)	1150	1150	1530	1150	125
<b>Features and Functions</b>						
Oven Type		5 Multifunction	5 Multifunction	Fan	Static	Steam
<b>Main Oven Functions</b>		Top Heat Only, Gratin, Grill, Multilevel, Traditional	Top Heat Only, Gratin, Grill, Multilevel, Traditional	Defrosting, Fan	Bottom Heat Only, Top Heat Only, Grill, Traditional	Defrosting, Steam
Thermostat		Electromechanical	Electromechanical	Electromechanical	Electromechanical	Electronic
Oven On/Off indicator		Oven Light	Oven Light	•	Oven Light	•
Cleaning		Manual	Manual	Catalytic Direct	Manual	Manual
<b>Safety</b>						
Number of oven door glasses		2	2	2	2	2
<b>Cooking Programming</b>		End Of Cooking Timer	Minute Minder	Digital Timer Easy to use		Electronic Start/ End of Cooking
<b>Equipments</b>						
Accessories		1 Tray, 2 Grids	1 Grid, 1 Tray	2 Grids	1 Grid, 1 Tray	1 Sliding Grid, 1 Tray
<b>Technical features</b>						
Grill power	(Watt)	2250	2250	2660	2250	
Absorbed Power	(W)	2250	2250	4400 - 4800	2250	2.77
<b>Dimensions</b>						
HeightxWidthxDepth	(cm)	59.5x59.5x54.5	59.5x59.5x54.5	88.7x59.7x57.5	59.5x59.5x54.5	39x59.5x40.5
<b>Colour</b>		Stainless Steel	Stainless Steel	Stainless Steel	Stainless Steel	Stainless Steel No-Stain
<b>EAN</b>		8007842807844	8007842807707	8007842805130	8007842793604	8007842835755

Model		MWI 222.1 X	MWI 121.1 X
<b>Code</b>		F079073	F079076
<b>Type</b>		Microwave	Microwave
<b>General Information</b>			
Control types		Knobs+Buttons	Knobs+Buttons
Door Opening		Side	Side
Turntable		•	•
Timer	(min)	60	60
End of Cooking Signal		•	•
Digital Clock		•	•
Movable grill		•	•
Turntable Stop		•	•
<b>Cooking types</b>			
Power Levels	(W)	150, 300, 450, 600, 85, 900	240, 400, 640, 80, 800
Grill		•	•
Microwave		•	•
<b>Functions</b>		Warm Plate, Defrost	Warm Plate, Defrost
<b>Accessories</b>		Medium Round Grid	Medium Round Grid
<b>Technical features</b>			
Output Power	(W)	900	800
Absorbed Power	(W)	1450	1250
Oven Lighting	(W)	1 x 25	1 x 25
<b>Dimensions</b>			
HeightXWidthXDepth	(cm)	38.8x59.5x47	38.8x59.5x34.35
<b>Colour</b>		Stainless Steel	Stainless Steel
<b>EAN</b>		8007842790733	8007842790764



# EACH KITCHEN HAS ITS OWN HOB.

## HOBBS.

Indesit has the perfect solution for all cooking needs or preferences, thanks to its wide range of hobs. You can choose between classic gas system or the more modern induction hobs. Electric, radiant hotplates or glass ceramic hobs are also available.

You can add Indesit hobs to any kitchen environment, thanks to their simple and essential lines. You can also choose between different sizes and materials, such as glass or steel.

AESTHETICS TYPE

OVENS  
AND MICROWAVE OVENS

HOBBS

HOODS

REFRIGERATORS

LAUNDRY





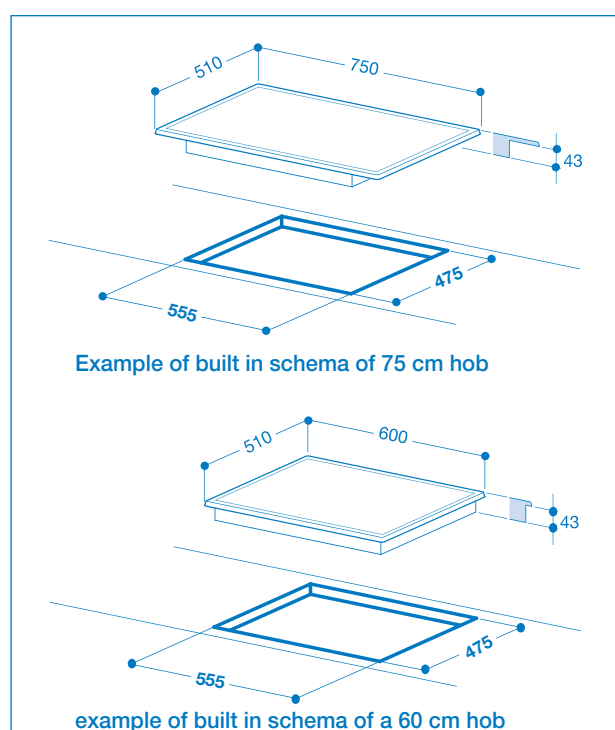


# DIFFERENT MODELS FOR ANY NEED.

The wide range of Indesit hobs answers to any of your requirement, design or functional. The two lines, Prime and Advance, propose a design coordinated with modern living styles, and also offer flexibility in material choice: you can choose between steel, classic and robust, and glass, bright and elegant, available in white and black.

Indesit offers indeed a great range of choice in sizes: you can choose traditional **dimensions of 30, 60, 90 cm**, or hobs up to **75 cm**. These ones in particular can be placed into the 60 cm **standard built-in compartment**. You do not need to change the kitchen worktop even if the hob covers more than 25% of the surface.

You can also choose between **hobs with gas burners or completely electric hob**.



Hob Prime glass black



Hob Prime glass white



Hob Advance

# TO COOK FAST AND UNIFORMLY.

Indesit hobs are designed to guarantee the best heat distribution. This allows you to have fast and equal cookings and to reduce energy consumption while saving time.

## PRACTICAL AND SAFE.

Safety and practicality are crucial when fire and gas are involved. Indesit gas hobs are all furnished with **safety** system **safe Flame**, a special device that locks the gas immediately in case the flame goes out unintentionally. Also their design contributes to safety: **the hob edge** is design with a slightly raised shape to **protect the top of the kitchen from unintentional liquid spills during the cooking process**.

Moreover Indesit hobs are all furnished of glazed steel **grids** or in cast iron that can be divided, are easy to remove and can be washed in dishwasher.

## BURNERS.

Indesit hobs offer several types of **burners**, in particular **the triple burners (3.6 kW) and double crown (3.5 kW)** that allows the best heat distribution on wider surfaces with immediate benefits. You will be able to **save up to 15% of time** if you use a Triple Crown burner, compared to using a standard one because the water reaches the boiling point more quickly.





LAUNDRY

REFRIGERATORS

HOODS

HOBS

Ovens  
AND MICROWAVE OVENS

AESTHETICS TYPE

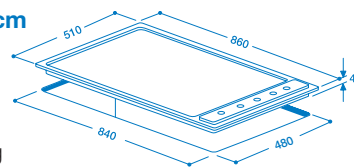




Model	Colour	Code
PIM 950 AST GH EX	stainless steel	F075026

**Dimensions: H 4.5 W 86 D 51 cm**

- Type of hob: 90 cm gas hob
- Aesthetic: Advance
- Total No. Cooking areas: 5
- No. Gas Burners: 5, incl 1 triple ring
- Electronic Ignition
- Number of pan supports: 3
- Type of pan supports: Cast Iron
- Flame Failure Device
- Knob colour: Black
- Burner Cap: Raf Enamelled



Also available:

F075025 **PIM 950 AST IX EX**F075030 **PIM 950 AS IX**

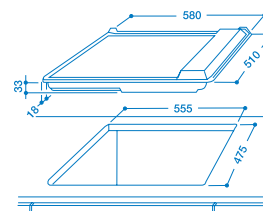


Model	Colour	Code
PIM 640 AST IX	stainless steel	F087275

**Dimensions: H 3.3 W 58 D 51 cm**

- Type of hob: 60 cm gas hob
- Aesthetic: Advance
- Total No. Cooking areas: 4
- No. Gas Burners: 4, incl 1 triple ring
- Electronic Ignition
- Number of pan supports: 2
- Type of pan supports: Enamelled Flat Wire
- Flame Failure Device
- Knob colour: Black
- Burner Cap: Enamelled Sheetmetal


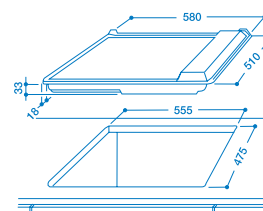
Also available:  
 F087277 **PIM 640 AS IX EE**  
 F087783 **PIM 640 AS IX EX**  
 F087289 **PIM 640 A IX**



Model	Colour	Code
PIM 640 AS BK	black	F087276

**Dimensions: H 3.3 W 58 D 51 cm**

- Type of hob: 60 cm gas hob
- Aesthetic: Advance
- Total No. Cooking areas: 4
- No. Gas Burners: 4
- Electronic Ignition
- Number of pan supports: 2
- Type of pan supports: Enamelled Flat Wire
- Flame Failure Device
- Knob colour: Black
- Burner Cap: Enamelled Sheetmetal

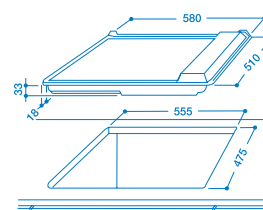


Model	Colour	Code
PIM 640 AS WH	white	F087274

**Dimensions: H 3.3 W 58 D 51 cm**

- Type of hob: 60 cm gas hob
- Aesthetic: Advance
- Total No. Cooking areas: 4
- No. Gas Burners: 4
- Electronic Ignition
- Number of pan supports: 2
- Type of pan supports: Enamelled Flat Wire
- Flame Failure Device
- Knob colour: White
- Burner Cap: Enamelled Sheetmetal

Also available:  
 F087272 **PIM 631 AS IX**  
 F087844 **PIM 604 IX**







Model

Colour

Code

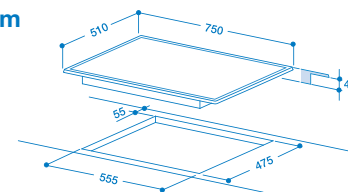
IPG 751 S BK

black

F072408

**Dimensions: H 4.3 W 75 D 51 cm**

- Type of hob: 75 cm gas hob
- Aesthetic: Prime
- Total No. Cooking areas: 5
- No. Gas Burners: 5, including 1 double ring
- Electronic Ignition
- Number of pan supports: 5
- Type of pan supports: Enamelled Flat Wire
- Flame Failure Device
- Knob colour: Chrome
- Burner Cap: Enamelled Sheetmetal



Also available:

F072409 **IPG 751 S GR**

Model

Colour

Code

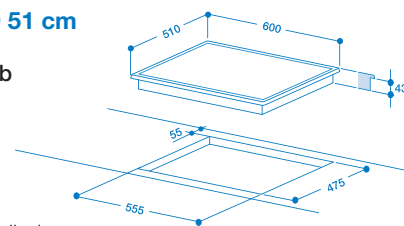
IPG 640 S BK

black

F072406

**Dimensions: H 4.3 W 60 D 51 cm**

- Type of hob: 60 cm gas hob
- Aesthetic: Prime
- Total No. Cooking areas: 4
- No. Gas Burners: 4
- Electronic Ignition
- Number of pan supports: 4
- Type of pan supports: Enamelled Flat Wire
- Flame Failure Device
- Knob colour: Chrome
- Burner Cap: Enamelled Sheetmetal



Also available:

F072407 **IPG 640 S GR**F078940 **IPG 640 S WH**

Model

Colour

Code

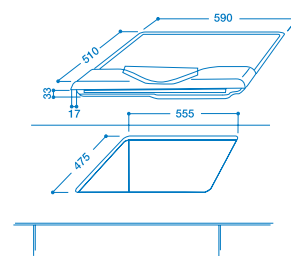
IP 641 S IX GH

stainless steel

F087291

**Dimensions: H 3.3 W 59 D 51 cm**

- Type of hob: 60 cm gas hob
- Aesthetic: Prime
- Total No. Cooking areas: 4
- No. Gas Burners: 4, including 1 double ring
- Electronic Ignition
- Number of pan supports: 2
- Type of pan supports: Enamelled Flat Wire
- Flame Failure Device
- Knob colour: Chrome
- Burner Cap: Raf Enamelled

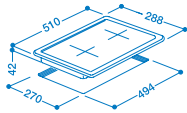




Model	Colour	Code
DP 2E IX	stainless steel	F062214

Dimensions: H 4.2 W 28.8 D 51 cm

- Type of hob: 30 cm gas hob
- Aesthetic: Prime
- Total No. Cooking areas: 2
- No. electric Plates: 2
- Knob colour: Chrome
- Burner Cap: Enamelled Sheetmetal



AESTHETICS TYPE

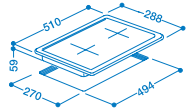
OVENS  
AND MICROWAVE OVENS



Model	Colour	Code
DP 2GS IX	stainless steel	F062237

Dimensions: H 5.9 W 28.8 D 51 cm

- Type of hob: 30 cm gas hob
- Aesthetic: Prime
- Total No. Cooking areas: 2
- No. Gas Burners: 2
- Electronic Ignition
- Number of pan supports: 2
- Type of pan supports: Enamelled Wire
- Flame Failure Device
- Knob colour: Chrome
- Burner Cap: Enamelled Sheetmetal



HOBS

HOODS

REFRIGERATORS

LAUNDRY

# IN LINE WITH THE NEWEST TRENDS.

Indesit offers glass ceramic hobs both with radiating plates, and induction. These hobs find always more and new fans because are practical, easy to clean, perfect for modern kitchens for their essential line.

The real revolution is the new induction cooking system that will be more and more present in domestic environments, thanks to the incredible benefits that it offers.





## FAST AND PRECISE COOKING

Induction cooking generates a **homogenous and localized** source of **heat** only within the pot used for cooking. This means that heat is equally distributed on the bottom of the pot, avoiding energy dispersion and waste, and ensuring a greater boiling speed. With induction technology, **cooking times are reduced up to 25%** as compared to traditional gas hobs. And that's not all. The real benefit is that you can choose between **9 different heat levels** and **cook more precisely**. You have the option to select and set up the most suitable heat level for any food, starting from low temperature or, when needed, you can increase it up to the highest in a few moments.

## FAST AND EASY CLEANING.

Induction hobs are perfectly smooth and easy to clean up. While you are cooking, you can immediately remove any food residue with a damp cloth, without risk of burns. If something overflows from boiling pots, it will not be difficult to remove the spills thanks to the easy-to-clean materials they are made of.

## TOUCH CONTROL COMMANDS.

With Touch Control commands you can **regulate Temperature in each cooking area precisely and independently**, by selecting temperature and functions with a simple touch.

## BOOSTER FUNCTION.

With the Booster function you can **achieve high temperatures in just a few moments** and finish cooking quickly. If you activate the Booster, the plate heat is brought to its highest point for 4 minutes, allowing you to **cook your dishes more quickly**.

AESTHETICS TYPE

Ovens  
AND MICROWAVE OVENS

HOBs

HOODs

REFRIGERATORS

LAUNDRY



# SAFETY FIRST.

Indesit induction hobs are extremely safe and You can use them safely, even in homes with children. Every danger, even remote, is cleared by the safety devices that make their use easy and risk free.

## NO CONTACT WITH FIRE.

The risk of burns is avoided: **the plate activates only when it comes into contact with special steel bottomed pots**, while the rest of the surface remains cold. Moreover special **LED displays inform you if the area is still warm** also after the hob is switched off: they turn off automatically only when the temperature drops below 60°.

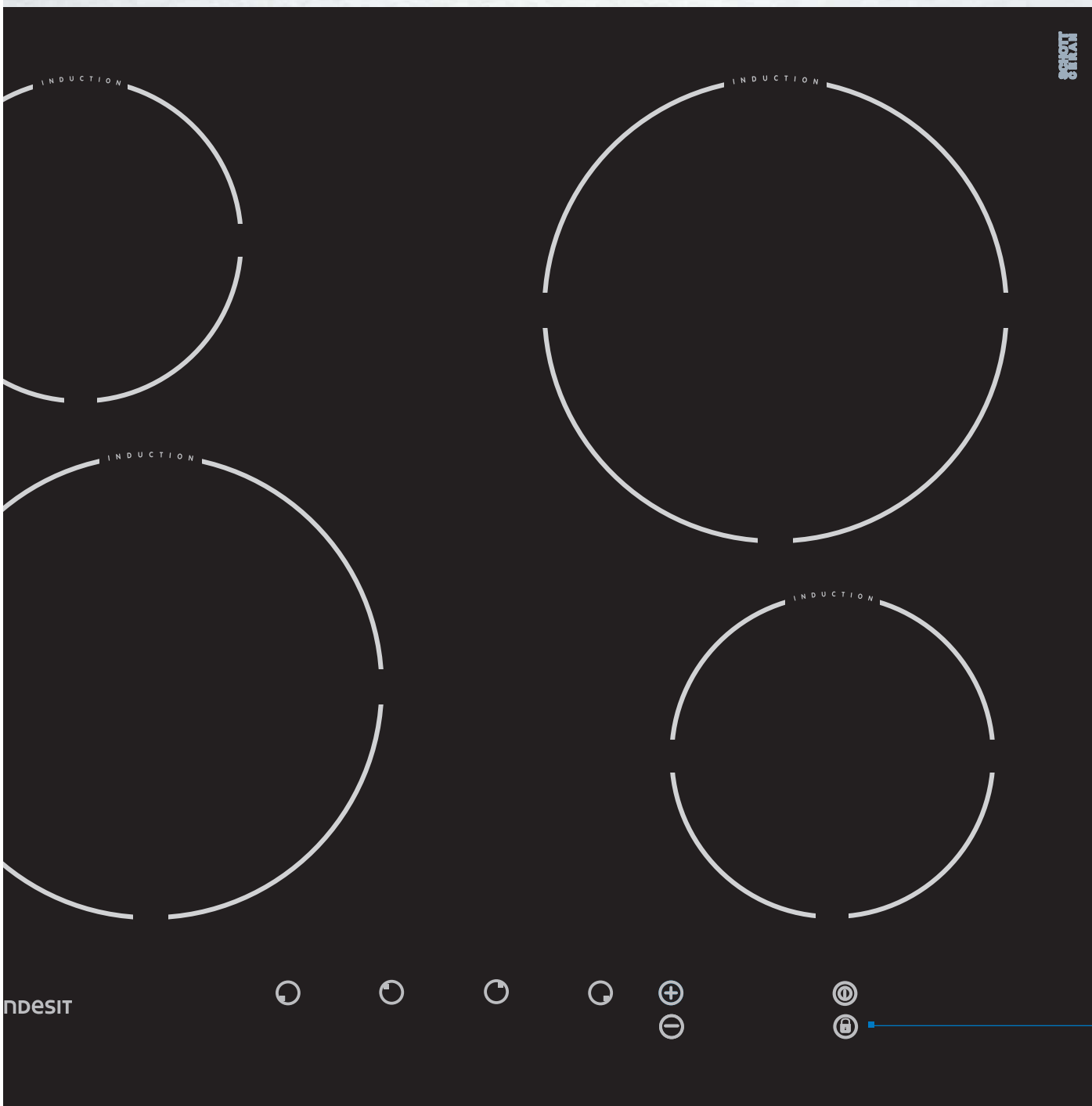
## OVERFILL FUNCTION .

If a liquid spills out unintentionally from the pot and reaches the controls keypad, the overfill device turns the hob off automatically and emits a warning signal. If you accidentally place a metal object on the hob, this safety device issues an alarm and turn off the hob automatically.

## SELECTIVE DETECTION.

Thanks to the selective Detection function **the hob works only when it comes into contact with the correct pots**. If a small metal object, like a teaspoon or other, unintentionally comes into contact with the hob, the selective Detection function does not activate it and emits a warning signal to let notify you of any unusual activity.





## AUTO SWITCH OFF.

If you forgot to switch off the hob after you are done cooking, this device turns it off automatically.

## CHILDREN LOCK.

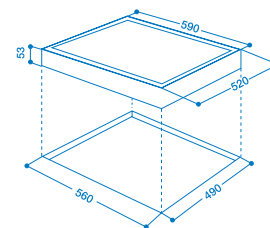
All induction hobs are furnished with a safety lock to prevent the Touch Control set up commands from being unintentionally modified. This lock will also prevent children from playing with the appliance.



Model	Colour	Code
VIA 640 C	black	F079112

**Dimensions: H 5.3 W 59 D 52 cm**

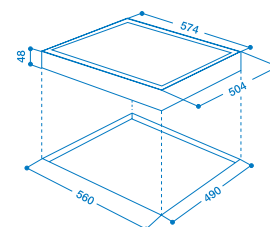
- Type of hob: 60 cm induction hob
- Total No. Cooking areas: 4
- No. Induction areas: 4



Model	Colour	Code
VRB 640 X	stainless steel frame	F083887

**Dimensions: H 4.8 W 57.4 D 50.4 cm**

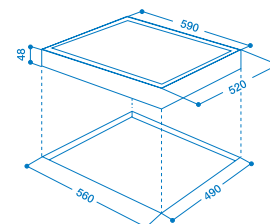
- Type of hob: vitroceramic
- Total No. Cooking areas: 4
- No. Radiant areas: 4



Model	Colour	Code
VRB 640 C AUS	black	F083886

**Dimensions: H 4.8 W 59 D 52 cm**

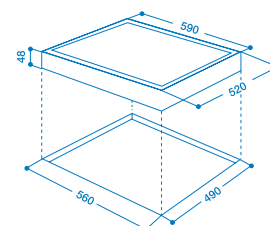
- Type of hob: vitroceramic
- Total No. Cooking areas: 4
- No. Radiant areas: 4



Model	Colour	Code
VRB 640 C PT		F083885

**Dimensions: H 4.8 W 59 D 52 cm**

- Type of hob: vitroceramic
- Total No. Cooking areas: 4
- No. Radiant areas: 4

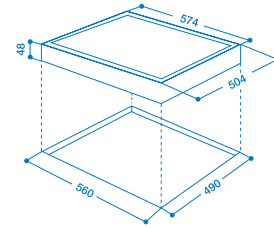




Model	Colour	Code
VRA 641 D B S	black	F080001

**Dimensions: H 4.8 W 57.4 D 50.4 cm**

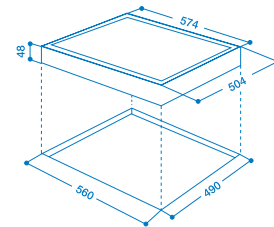
- Type of hob: vitroceramic
- Total No. Cooking areas: 4 (1 double ring)
- No. Radiant areas: 4



Model	Colour	Code
VRA 641 D X S	stainless steel frame	F079999

**Dimensions: H 4.8 W 57.4 D 50.4 cm**

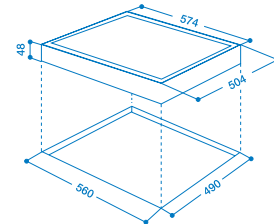
- Type of hob: vitroceramic
- Total No. Cooking areas: 4 (1 double ring)
- No. Radiant areas: 4



Model	Colour	Code
VRM 640 M IX	stainless steel frame	F074065

**Dimensions: H 4.8 W 57.4 D 50.4 cm**

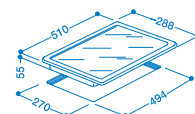
- Type of hob: vitroceramic
- Total No. Cooking areas: 4
- No. Radiant areas: 4
- Knob colour: Black



Model	Colour	Code
DP 2R IX	stainless steel frame	F062218

**Dimensions: H 5.5 W 28.8 D 51 cm**

- Type of hob: Radiant
- Aesthetic: Prime
- Total No. Cooking areas: 2
- No. Radiant areas: 2
- Knob colour: Chrome



AESTHETICS TYPE

OVENS  
AND MICROWAVE OVENS

HOBS

HOODS

REFRIGERATORS

LAUNDRY

		90 cm			75 cm		60 cm	
Model		PIM 950 AST GH EX	PIM 950 AST IX EX	PIM 950 AS IX	IPG 751 S BK	IPG 751 S GR	PIM 640 AST IX	
<b>Code</b>		F075026	F075025	F075030	F072408	F072409	F087275	
<b>Type</b>		Hobs	Hobs	Hobs	Hobs	Hobs	Hobs	
<b>General information</b>								
Aesthetic		Advance	Advance	Advance	Prime	Prime	Advance	
Total No. Cooking areas		5	5	5	5	5	4	
No. Gas Burners		5	5	5	5	5	4	
No. electric Plates								
No. Radiant areas								
No. Halogen areas								
No. Induction areas								
No. dishwarmer areas								
Rear Left Area: Type/ Power (W)/ Dimensions		Semi-Fast/1750/ 75 mm	Semi-Fast/1750/ 75 mm	Semi-Fast/1750/ 75 mm	Fast/2600/ 100 mm	Fast/2600/ 100 mm	Semi-Fast/1900/ 75 mm	
Rear Middle Area: Type/ Power (W)/ Dimensions								
Rear Right Area: Type/ Power (W)/ Dimensions		Semi-Fast/1750/ 75 mm	Semi-Fast/1750/ 75 mm	Semi-Fast/1750/ 75 mm	Semi-Fast/1650/ 75 mm	Semi-Fast/1650/ 75 mm	Semi-Fast/1900/ 75 mm	
Middle Left Area: Type/ Power (W)/ Dimensions								
Middle Middle Area: Type/ Power (W)/ Dimensions		Triple Ring/3500/ 130 mm	Triple Ring/3500/ 130 mm	Fast/3000/ 100 mm	MINI WOK/3500/ 110 mm	MINI WOK/3500/ 110 mm		
Middle Right Area: Type/ Power (W)/ Dimensions								
Front Left Area: Type/ Power (W)/ Dimensions		Fast/3000/ 100 mm	Fast/3000/ 100 mm	Fast/3000/ 100 mm	Auxiliary/1000/ 55 mm	Auxiliary/1000/ 55 mm	Triple Ring/3250/ 130 mm	
Front Middle Area: Type/ Power (W)/ Dimensions								
Front Right Area: Type/ Power (W)/ Dimensions		Auxiliary/1000/ 55 mm	Auxiliary/1000/ 55 mm	Auxiliary/1000/ 55 mm	Semi-Fast/1650/ 75 mm	Semi-Fast/1650/ 75 mm	Auxiliary/1000/ 55 mm	
Surface material		Stainless Steel	Stainless Steel	Stainless Steel	Glass	Glass	Stainless Steel	
Location Of Control Panel		Side	Side	Side	Front	Front	Side	
Control type		Knob	Knob	Knob	Knob	Knob	Knob	
Knob colour		Black	Black	Black	Chrome	Chrome	Black	
No. Pan Supports		3	3	3	5	5	2	
Pan Support Type		Cast Iron	Enamelled Flat Wire	Enamelled Flat Wire	Enamelled Flat Wire	Enamelled Flat Wire	Enamelled Flat Wire	
Burner Cap		Raf Enamelled	Enamelled Sheetmetal	Enamelled Sheetmetal	Enamelled Sheetmetal	Enamelled Sheetmetal	Enamelled Sheetmetal	
Optional lid availability								
No. Fixing Hooks		4	4	4	4	4	4	
Electronic ignition		1 Hand	1 Hand	1 Hand	1 Hand	1 Hand	2 Hands	
<b>Safety</b>								
Flame Failure Device		•	•	•	•	•	•	
Child Safety								
Cut - Off								
Residual Heat Indicator								
Plate On/Off Indicator								
<b>Technical features</b>								
Supply Voltage		220-240	220-240	220-230	220-240	220-240	220-240	
Supply Frequency		50/60	50/60	50/60	50/60	50/60	50/60	
Absorbed Power	(W)							
Absorbed Current	(A)							
Gas Type		Gpl (Methane City)	Gpl (Methane City)	Methane (Gpl)	Methane (Gpl)	Methane (Gpl)	Methane (Gpl-City)	
Gas Power	(kW)	11	11	10.5	10.4	10.4	8.05	
<b>Dimensions</b>	(cm)	4.5x86x51	4.5x86x51	4.5x86x51	4.3x75x51	4.3x75x51	3.3x58x51	
<b>Colour</b>		Stainless Steel	Stainless Steel	Stainless Steel	Black	Graphite	Stainless Steel	
EAN		8007842750263	8007842750256	8007842750300	8007842724080	8007842724097	8007842872750	

	PIM 640 AS BK	PIM 640 AS IX EE	PIM 640 AS IX EX	PIM 640 A IX	PIM 640 AS WH	PIM 631 AS IX	PIM 604 IX
	F087276	F087277	F087783	F087289	F087274	F087272	F087844
	Hobs	Hobs	Hobs	Hobs	Hobs	Hobs	Hobs
	Advance	Advance	Advance	Advance	Advance	Advance	Advance
	4	4	4	4	4	4	4
	4	4	4	4	4	3	
						1	4
	Semi-Fast/1900/ 75 mm	Semi-Fast/1900/ 75 mm	Semi-Fast/1900/ 75 mm	Semi-Fast/1900/ 75 mm	Semi-Fast/1900/ 75 mm	Semi-Fast/1900/ 75 mm	Fast /1500/ 145 mm
	Semi-Fast/1900/ 75 mm	Semi-Fast/1900/ 75 mm	Semi-Fast/1900/ 75 mm	Semi-Fast/1900/ 75 mm	Semi-Fast/1900/ 75 mm	Fast /1500/ 145 mm	Fast Electric Plate/2000/ 180 mm
	Fast/3000/ 100 mm	Fast/3000/ 100 mm	Fast/3000/ 100 mm	Fast/3000/ 100 mm	Fast/3000/ 100 mm	Fast/3000/ 100 mm	Fast Electric Plate/2000/ 180 mm
	Auxiliary/1000/ 55 mm	Auxiliary/1000/ 55 mm	Auxiliary/1000/ 55 mm	Auxiliary/1000/ 55 mm	Auxiliary/1000/ 55 mm	Auxiliary/1000/ 55 mm	Fast /1500/145 mm
	Enamelled Sheetmetal	Stainless Steel	Stainless Steel	Stainless Steel	Enamelled Sheetmetal	Stainless Steel	Stainless Steel
	Side	Side	Side	Side	Side	Side	Side
	Knob	Knob	Knob	Knob	Knob	Knob	Knob
	Black	Black	Black	Black	White	Black	Black
	2	2	2	2	2	2	
	Enamelled Flat Wire	Enamelled Flat Wire	Enamelled Flat Wire	Enamelled Flat Wire	Enamelled Flat Wire	Enamelled Flat Wire	
	Enamelled Sheetmetal	Enamelled Sheetmetal	Enamelled Sheetmetal	Enamelled Sheetmetal	Enamelled Sheetmetal	Enamelled Sheetmetal	
	4	4	4	4	4	4	4
	2 Hands	2 Hands	2 Hands	2 Hands	2 Hands	2 Hands	
	•	•	•		•	•	
						1 For Each Plate	1
	220-240	220-240	220-240	220-240	220-240	220-230	230/400 3N
	50/60	50/60	50/60	50/60	50/60	50/60	50/60
						1500	7000
						6.5	30.4
	Methane (Gpl)	Methane (Gpl-City)	Methane (Gpl)	Methane (Gpl)	Methane (Gpl-City)	Methane (Gpl)	
	7.8	7.8	7.8	7.8	7.8	5.9	
	3.3x58x51	3.3x58x51	3.3x58x51	3.3x58x51	3.3x58x51	3.3x58x51	3.3x58x51
	Black	Stainless Steel	Stainless Steel	Stainless Steel	White	Stainless Steel	Stainless Steel
	8007842872767	8007842872774	8007842877830	8007842872897	8007842872743	8007842872729	8007842878448

AESTHETICS TYPE

OVENS  
AND MICROWAVE OVENS

HOBS

HOODS


REFRIGERATORS

LAUNDRY



		60 cm				30 cm		
Model		IPG 640 S BK	IPG 640 S GR	IPG 640 S WH	IP 641 S IX GH	DP 2E IX	DP 2GS IX	
<b>Code</b>		F072406	F072407	F078940	F087291	F062214	F062237	
<b>Type</b>		Hobs	Hobs	Hobs	Hobs	Hobs	Hobs	
<b>General information</b>								
Aesthetic		Prime	Prime	Prime	Prime	Prime	Prime	
Total No. Cooking areas		4	4	4	4	2	2	
No. Gas Burners		4	4	4	4		2	
No. electric Plates						2		
No. Radiant areas								
No. Halogen areas								
No. Induction areas								
No. dishwarmer areas								
Rear Left Area: Type/ Power (W)/ Dimensions		Semi-Fast/1650/ 75 mm	Semi-Fast/1650/ 75 mm	Semi-Fast/1650/ 75 mm	Semi-Fast/1650/ 75 mm			
Rear Middle Area: Type/ Power (W)/ Dimensions						Fast Electric Plate/2000/180 mm	Fast/3000/ 100 mm	
Rear Right Area: Type/ Power (W)/ Dimensions		Fast/3000/ 100 mm	Fast/3000/ 100 mm	Fast/3000/ 100 mm	MINI WOK/3500/ 110 mm			
Middle Left Area: Type/ Power (W)/ Dimensions								
Middle Middle Area: Type/ Power (W)/ Dimensions								
Middle Right Area: Type/ Power (W)/ Dimensions								
Front Left Area: Type/ Power (W)/ Dimensions		Semi-Fast/1650/ 75 mm	Semi-Fast/1650/ 75 mm	Semi-Fast/1650/ 75 mm	Semi-Fast/1650/ 75 mm			
Front Middle Area: Type/ Power (W)/ Dimensions						Fast /1500/ 145 mm	Auxiliary/1000/ 55 mm	
Front Right Area: Type/ Power (W)/ Dimensions		Auxiliary/1000/ 55 mm	Auxiliary/1000/ 55 mm	Auxiliary/1000/ 55 mm	Auxiliary/1000/ 55 mm			
Surface material		Glass	Glass	Glass	Stainless Steel	Stainless Steel	Stainless Steel	
Location Of Control Panel		Front	Front	Front	Front	Front	Front	
Control type		Knob	Knob	Knob	Knob	Knob	Knob	
Knob colour		Chrome	Chrome	Chrome	Chrome	Chrome	Chrome	
No. Pan Supports		4	4	4	2		1	
Pan Support Type		Enamelled Flat Wire	Enamelled Flat Wire	Enamelled Flat Wire	Cast Iron		Enamelled Wire	
Burner Cap		Enamelled Sheetmetal	Enamelled Sheetmetal	Enamelled Sheetmetal	Raf Enamelled	Enamelled Sheetmetal	Enamelled Sheetmetal	
Optional lid availability								
No. Fixing Hooks		4	4	4	4	2	2	
Electronic ignition		1 Hand	1 Hand	1 Hand	1 Hand		1 Hand	
<b>Safety</b>								
Flame Failure Device		•	•	•	•		•	
Child Safety								
Cut - Off								
Residual Heat Indicator								
Plate On/Off Indicator						1 For Each Plate		
<b>Technical features</b>								
Supply Voltage		220-240	220-240	220-240	220-240	230	230	
Supply Frequency		50/60	50/60	50/60	50/60	50/60	50/60	
Absorbed Power	(W)					0.6	0.6	
Absorbed Current	(A)							
Gas Type		Methane (Gpl)	Methane (Gpl)	Methane (Gpl)	Methane (Gpl)		Methane	
Gas Power	(kW)	7.3	7.3	7.3	7.8	3.5	3.5	
<b>Dimensions</b>	(cm)	4.3x60x51	4.3x60x51	4.3x60x51	3.3x59x51	4.2x28.8x51	5.9x28.8x51	
<b>Colour</b>		Black	Graphite	White	Stainless Steel	Stainless Steel	Stainless Steel	
EAN		8007842724066	8007842724073	8007842789409	8007842872910	8007842622140	8007842622379	

Induction		Radiant						
DP 2R IX	VIA 640 C	VRB 640 X	VRB 640 C AUS	VRB 640 C PT	VRA 641 D B S	VRA 641 D X S	VRM 640 M IX	
F062218	F079112	F083887	F083886	F083885	F080001	F079999	F074065	
Hobs	Hobs	Hobs	Hobs	Hobs	Hobs	Hobs	Hobs	
Prime								
2	4	4	4	4	4	4	4	
2		4	4	4	4	4	4	
	4							
	Induction/1400/ Special Zone	Highlight/2300/ 210 mm	Highlight/2300/ 210 mm	Highlight/2300/ 210 mm	Double Ring Highlight/2200/ 1000/210/140 mm	Double Ring Highlight/2200/ 1000/210/140 mm	Highlight/1800/ 180 mm	
Radiant/1700/ 180 mm								
	Induction/2200/ Special Zone	Highlight/1400/ 160 mm	Highlight/1400/ 160 mm	Highlight/1400/ 160 mm	Highlight/1400/ 160 mm	Highlight/1400/ 160 mm	Highlight/1400/ 160 mm	
	Induction/2200/ Special Zone	Highlight/1200/ 145 mm	Highlight/1200/ 145 mm	Highlight/1200/ 145 mm	Highlight/1200/ 145 mm	Highlight/1200/ 145 mm	Highlight/1200/ 145 mm	
Radiant/1200/ 145 mm								
	Induction/1400/ Special Zone	Highlight/1800/ 180 mm	Highlight/1800/ 180 mm	Highlight/1800/ 180 mm	Highlight/1800/ 180 mm	Highlight/1800/ 180 mm	Highlight/1800/ 180 mm	
Stainless Steel	Ceramic Glass	Ceramic Glass	Ceramic Glass	Ceramic Glass	Ceramic Glass	Ceramic Glass	Ceramic Glass	
Front	Front	Front	Front	Front	Front	Front	Side	
Knob	Touch-Control	Touch-Control	Touch-Control	Touch-Control	Touch-Control	Touch-Control	Knob	
Chrome							Black	
Enamelled Sheetmetal								
2	4	4	4	4	4	4	4	
•	•	•	•	•	•	•		
		1 For Each Cooking Zone	1 For Each Cooking Zone	1 For Each Cooking Zone	1 For Each Cooking Zone	1 For Each Cooking Zone	1 For Each Cooking Zone	
1 For Each Plate	1 For Each Plate	1 For Each Plate	1 For Each Plate	1 For Each Plate	1 For Each Plate	1 For Each Plate	1 For Each Plate	
230	220-230/380-400	220-230/380-400	220-240	220-230/380-400	220-230/380-400	220-230/380-400	220-230/380-400	
50/60	50	50/60	50/60	50/60	50/60	50/60	50/60	
2900	7200	6700	6700	6700	6600	6600	6200	
12.6	31.3	29.1	29.1	29.1	28.7	28.7	26.9	
0.0								
5.5x28.8x51	5.3x59x52	4.8x57.4x50.4	4.8x59x52	4.8x59x52	4.8x57.4x50.4	4.8x57.4x50.4	4.8x57.4x50.4	
Stainless Steel	Black	Stainless Steel	Black	Black	Black	Stainless Steel	Stainless Steel	
8007842622188	8007842791129	8007842838879	8007842838862	8007842838855	8007842800012	8007842799996	8007842740653	





# FRESH AND CLEAN AIR IN YOUR KITCHEN.

## HOODS.

Indesit hoods bring together design and functionality. They are an important kitchen furnishing complement but mostly they purify the air perfectly pulling out smells and cooking vapors, guaranteeing the health of your kitchen environments.

AESTHETICS TYPE

OVENS  
AND MICROWAVE OVENS

HOBS

HOODS

REFRIGERATORS

LAUNDRY

# TO EACH HIS OWN.

The Indesit hoods range is complete and flexible, designed to meet every requirement so you can choose the most suitable solution to cater to your own needs. Indesit hoods range extraction rate start from a minimum of approximately 166 m<sup>3</sup>/h up to 450 m<sup>3</sup>/h. You can **choose between chimney hoods, visor or built in. Both are available from 90, 80 and 60 cm widths, ducted and filtering.** Ducted hoods pull out odors sending them outside, it is more effective but needs a direct drainage outside; filtering hoods on the other hand can be installed everywhere. All models are furnished with easy and intuitive controls.



## EASY TO INSTALL AND CLEAN.

You need to follow a few simple rules in order to use Indesit hoods properly: first of all, the hood must be installed far away from air currents.

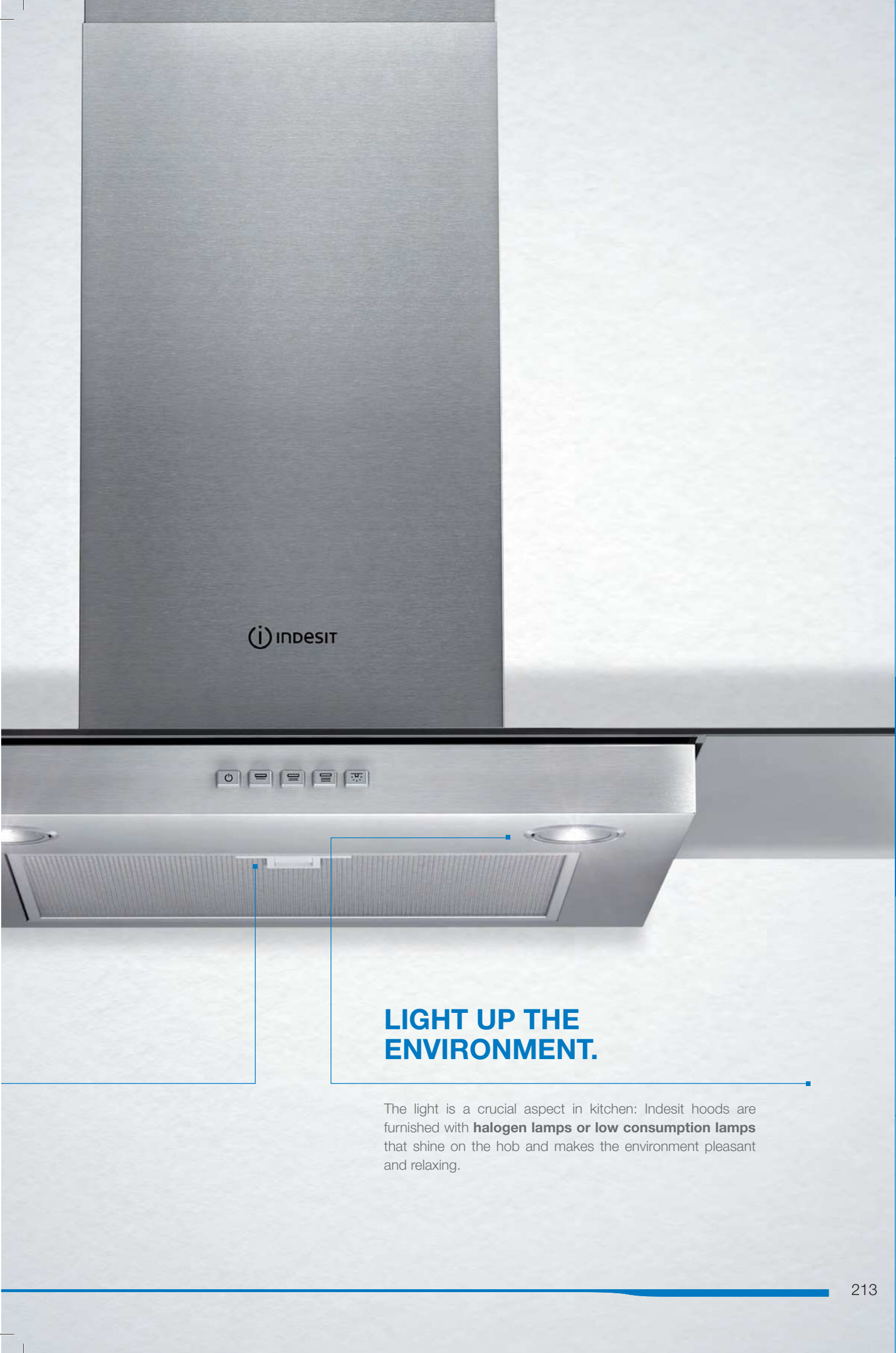
Also, the inhaled air does not have to be conveyed together in the same pipe used for the smoke drainage of other appliances.

The hood must be installed centrally above the hob and **located not less than 65 cm height for glass ceramic hobs and 70 cm for the gas hobs.**

Lastly, the draining pipe must be straight as much as possible and have the same diameter of the flange.

The maintenance is also simple and practical. The innovative **anti-grease filters in aluminium can be removed in a few minutes and you can wash them in the dishwasher.**





(i) INDESIT



## LIGHT UP THE ENVIRONMENT.

The light is a crucial aspect in kitchen: Indesit hoods are furnished with **halogen lamps or low consumption lamps** that shine on the hob and makes the environment pleasant and relaxing.

AESTHETICS TYPE

Ovens  
AND MICROWAVE OVENS

HOBBS

HOODS

REFRIGERATORS

LAUNDRY



NEW

Model

Colour

Code

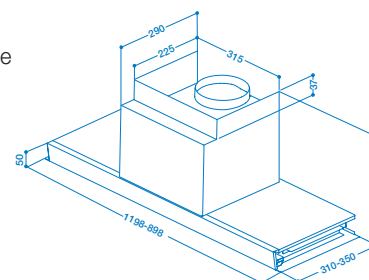
IG 12 A M X 60HZ

stainless steel

F083919

**Dimensions: H 33.9 W 119.8 D 35 cm**

- **Width & Type of hood:**  
**Canopy 120**
- Hood version: Convertible
- Extraction Capacity (m³/h): 500
- No. of Speeds: 3
- Type of control device: Slider
- No. & Type of filters: 1 Metallic
- Lamps: 2 Halogen x 20 Watt



Also available:  
F083918 **IG 9 A M X 60HZ**



NEW

Model

Colour

Code

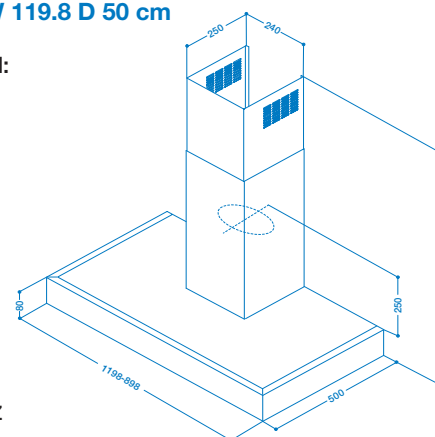
HIT 12 A M X 60HZ

stainless steel

F083917

**Dimensions: H 108 W 119.8 D 50 cm**

- **Width & Type of hood:**  
**Chimney 120**
- Hood version: Filter
- Extraction Capacity (m³/h): 810
- No. of Speeds: 3
- Type of control device: Buttons
- No. & Type of filters: 3 Self-Supporting
- Metallic
- Lamps: 2 Halogen x 20 Watt



Also available:  
F083916 **HIT 9 A M X 60HZ**

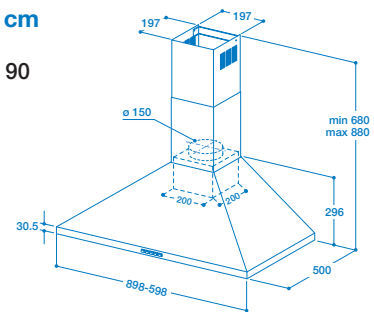
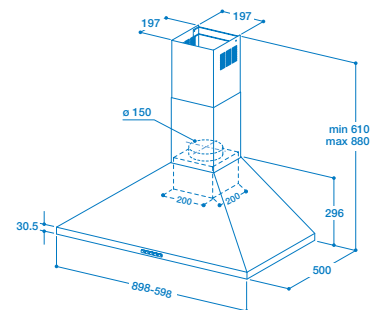


Model	Colour	Code
IHP 9.5F C M IX	stainless steel	F083644

**Dimensions: H 88 W 89.8 D 50 cm**

- Width & Type of hood: Chimney 90
- Hood version: Filter
- Extraction Capacity (m³/h): 451
- No. of Speeds: 3
- Type of control device: Buttons
- No. & Type of filters: 2 Aluminium Selfsupporting and 1 Charcoal
- Lamps: 2 Halogen x 25 Watt

Also available:  
 F083646 IHP 6.5F C M K  
 F083642 IHP 6.5F C M IX  
 F083645 IHP 9.5 C M IX  
 F083647 IHP 6.5 C M IX

IHP 9.5F C M IX, IHP 6.5F C M K,  
IHP 6.5F C M IXI

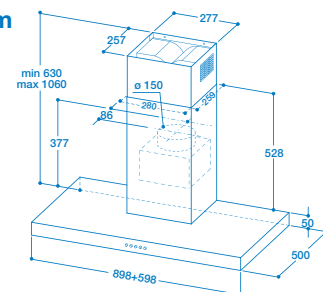
IHP 9.5 C M IX, IHP 6.5 C M IX

Model	Colour	Code
IHT 9.5S C M IX	stainless steel	F087343

**Dimensions: H 106 W 89.8 D 50 cm**

- Width & Type of hood: Chimney 120
- Hood version: Convertible
- Extraction Capacity (m³/h): 482
- No. of Speeds: 3
- Type of control device: Buttons
- No. & Type of filters: 3 Aluminium Extractable
- Lamps: 2 Halogen x 25 Watt

Also available:  
 F083656 IHT 6.5 C M IX



IHT 9.5S C M IX, IHT 6.5 C M IX,

**NEW**



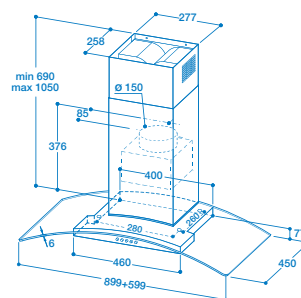
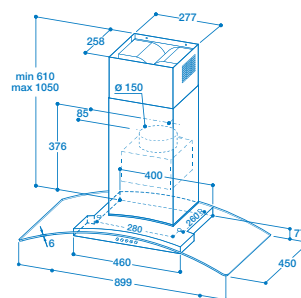
NEW

Model	Colour	Code
IHC 9.5SF C M IX	stainless steel	F087357

**Dimensions: H 69 W 89.9 D 45 cm**

- **Width & Type of hood: Chimney 90**
- Hood version: Convertible
- Extraction Capacity (m³/h): 474
- No. of Speeds: 3
- Type of control device: Buttons
- No. & Type of filters: 1
- Aluminium Extractable
- Lamps: 2 Halogen x 20 Watt

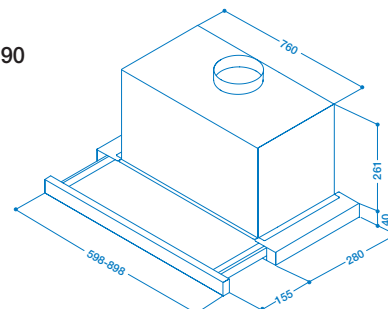
Also available:  
F087348 **IHC 6.5S F C M IX**  
F087345 **IHC 9.5S A M IX**

**IHC 9.5SF C M IX, IHC 6.5S F C M IX****IHC 9.5S A M IX**

Model	Colour	Code
IT 9 A M X 60HZ	stainless steel	F083921

- **Width & Type of hood: Telescopic 90**
- Hood version: Convertible
- Extraction Capacity (m³/h): 500
- No. of Speeds: 3
- Type of control device: Slider
- No. & Type of filters: 2 Aluminium Selfsupporting
- Lamps: 2 Halogen x 20 Watt

Also available:  
F083920 **IT 6 A M X 60HZ**



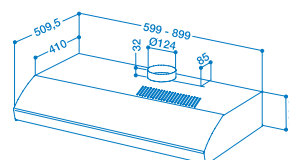
NEW

Model	Colour	Code
H 191.2 IX	stainless steel	F057787

**Dimensions: H 13.2 W 89.9 D 50.95 cm**

- **Width & Type of hood: Visor 90**
- Hood version: Air
- Extraction Capacity (m³/h): 230
- No. of Speeds: 3
- Type of control device: Slider
- No. & Type of filters: 1 Synthetic
- Lamps: 2 Std x 40 Watt

Also available:  
F057780 **H 161.2 BK**  
F057778 **H 161.2 IX**  
F057779 **H 161.2 WH**  
F057785 **H 161.2 IX UK**

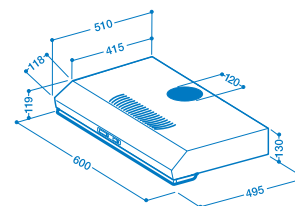




Model	Colour	Code
H 161.2 M IX	stainless steel	F057783

**Dimensions: H 13 W 60 D 51 cm**

- Width & Type of hood: Visor 60
- Hood version: Air
- Extraction Capacity (m³/h): 230
- No. of Speeds: 3
- Type of control device: Slider
- No. & Type of filters: 1 Aluminium Extractable
- Lamps: 2 Std x 40 Watt



AESTHETICS TYPE

OVENS  
AND MICROWAVE OVENS

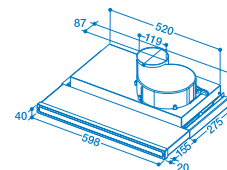
HOBS



Model	Colour	Code
H 461 IX.1	stainless steel	F088214

**Dimensions: H 17.3 W 59.8 D 27.5 cm**

- Width & Type of hood: Telescopic 60
- Hood version: Filter
- Extraction Capacity (m³/h): 242
- No. of Speeds: 3
- Type of control device: Slider
- No. & Type of filters: 1 Aluminium Selfsupporting
- Lamps: 2 Std x 40 Watt



HOODS

REFRIGERATORS

LAUNDRY



		120 cm		90 cm				
Model		IG 12 A M X 60HZ	HIT 12 A M X 60HZ	IG 9 A M X 60HZ	HIT 9 A M X 60HZ	IHP 9.5F C M IX	IHP 9.5 C M IX	
<b>Code</b>		F083919	F083917	F083918	F083916	F083644	F083645	
<b>Type</b>		Hoods	Hoods	Hoods	Hoods	Hoods	Hoods	
Segmento Mix		Canopy 120	Chimney 120	Canopy 90	Chimney 90	Chimney 90	Chimney 90	
Absorbed Power	(W)	180	190	180	190	160	160	
Plug Type		Without Plug	Without Plug	Without Plug	Without Plug	Without Plug	Without Plug	
IEC extraction	(m³/h)	500	810	500	810	451	451	
Noise	(dB(A))	60	62	60	62	70	70	
Hood Material		Steel	Stainless Steel	Steel	Stainless Steel	Stainless Steel	Stainless Steel	
Type of control		Mechanical	Mechanical	Mechanical	Mechanical	Mechanical	Mechanical	
Type of control device		Slider	Buttons	Slider	Buttons	Buttons	Buttons	
Hood version		Convertible	Filter	Convertible	Convertible	Filter	Convertible	
Speed		3	3	3	3	3	3	
Lights		2 Halogen x 20 Watt	2 Halogen x 20 Watt	2 Halogen x 20 Watt	2 Halogen x 20 Watt	2 Halogen x 25 Watt	2 Halogen x 25 Watt	
No. grease filters		1	3	1	3	3	3	
Filter Type		Metallic	Self-Supporting Metallic	Metallic	Self-Supporting Metallic	Aluminium Selfsupporting	Aluminium Selfsupporting	
Filter Washable in Dishwasher		•	•	•	•	•	•	
Diameter of Air Outlet	(mm)	120	150	120	150	150	150	
<b>Dimensions</b>	(cm)	33.9x119.8x35	108x119.8x50	33.9x89.8x35	108x89.8x50	88x89.8x50	88x89.8x50	
<b>Colour</b>		Grey	Stainless Steel	Grey	Stainless Steel	Stainless Steel	Stainless Steel	
<b>EAN</b>		8007842839197	8007842839173	8007842839180	8007842839166	8007842836448	8007842836455	

<sup>1</sup> IEC EXTRACTION: it is measured according to the International Standard IEC/EN 61591, ensuring that the tests simulate actual use and installation conditions. The performance is measured at maximum speed or at intensive speed when available.

<sup>2</sup> SOUND LEVEL (dB(A)): it is calculated according to the International Standard EN 60704-2-13. The value shows the actual noise level and it is measured at maximum speed or at intensive speed where available.

Air Extraction and Noise Level numbers shown in this catalogue are in line with CECEC (European Committee of Domestic Equipment Manufacturers) code of conduct based on the European Standards EN 60704-2-13 and EN 61591

	IHT 9.5S C M IX	IHC 9.5S A M IX	IT 9 A M X 60HZ	IHC 9.5SF C M IX	H 191.2 IX
	F087343	F087345	F083921	F087357	F057787
	Hoods	Hoods	Hoods	Hoods	Hoods
	Chimney 90	Chimney 90	Telescopic 90	Chimney 90	Visor 90
	185	150	180	150	200
	Without Plug	Without Plug	Without Plug	Without Plug	Without Plug
	482	474	500	474	230
	61	69	54	69	60
	Stainless Steel	Stainless Steel+Glass	Steel	Stainless Steel+Glass	Stainless Steel
	Mechanical	Mechanical	Mechanical	Mechanical	Mechanical
	Buttons	Buttons	Slider	Buttons	Slider
	Convertible	Convertible	Convertible	Convertible	Air
	3	3	3	3	3
	2 Halogen x 25 Watt	2 Halogen x 20 Watt	2 Halogen x 20 Watt	2 Halogen x 20 Watt	2 Std x 40 Watt
	3	1	2	1	1
	Aluminium Extractable	Aluminium Extractable	Aluminium Selfsupporting	Aluminium Extractable	Synthetic
	•	•	•	•	
	150	150	120	150	120
	106x89.8x50	69x89.9x45	26.1x89.8x28	105x89.9x45	13.2x89.9x50.95
	Stainless Steel	Stainless Steel	Stainless Steel	Stainless Steel	Stainless Steel
	8007842873436	8007842873450	8007842839210	8007842873573	8007842577877

AESTHETICS TYPE

OVENS  
AND MICROWAVE OVENS

HOBS

HOODS

REFRIGERATORS

LAUNDRY

60 cm								
Model		IHP 6.5F C M K	IHP 6.5F C M IX	IHP 6.5 C M IX	IHT 6.5 C M IX	IHC 6.5S F C M IX	IT 6 A M X 60HZ	
<b>Code</b>		F083646	F083642	F083647	F083656	F087348	F083920	
<b>Type</b>		Hoods	Hoods	Hoods	Hoods	Hoods	Hoods	
Segmento Mix		Chimney 60	Chimney 60	Chimney 60	Chimney 60	Chimney 60	Telescopic 60	
Absorbed Power	(W)	160	160	160	185	150	180	
Plug Type		Without Plug	Without Plug	Without Plug	Without Plug	Without Plug	Without Plug	
IEC extraction	(m³/h)	451	451	451	432	474	500	
Noise	(dB(A))	70	70	70	61	69	54	
Hood Material		Steel	Stainless Steel	Stainless Steel	Stainless Steel	Stainless Steel+Glass	Steel	
Type of control		Mechanical	Mechanical	Mechanical	Mechanical	Mechanical	Mechanical	
Type of control device		Buttons	Buttons	Buttons	Buttons	Buttons	Slider	
Hood version		Filter	Filter	Convertible	Convertible	Convertible	Convertible	
Speed		3	3	3	3	3	3	
Lights		2 Halogen x 25 Watt	2 Halogen x 25 Watt	2 Halogen x 25 Watt	2 Halogen x 25 Watt	2 Halogen x 20 Watt	2 Halogen x 20 Watt	
No. grease filters		2	2	2	2	1	2	
Filter Type		Aluminium Extractable	Aluminium Extractable	Aluminium Extractable	Aluminium Extractable	Aluminium Extractable	Aluminium Selfsupporting	
Filter Washable in Dishwasher		•	•	•	•	•	•	
Diameter of Air Outlet	(mm)	150	150	150	150	150	120	
<b>Dimensions</b>	(cm)	88x59.8x50	88x59.8x50	88x59.8x50	106x59.8x50	69x59.8x45	26.1x59.8x28	
<b>Colour</b>		Black	Stainless Steel	Stainless Steel	Stainless Steel	Stainless Steel	Stainless Steel	
<b>EAN</b>		8007842836462	8007842836424	8007842836479	8007842836561	8007842873481	8007842839203	

<sup>1</sup> IEC EXTRACTION: it is measured according to the International Standard IEC/EN 61591, ensuring that the tests simulate actual use and installation conditions. The performance is measured at maximum speed or at intensive speed when available.

<sup>2</sup> SOUND LEVEL (dB(A)): it is calculated according to the International Standard EN 60704-2-13. The value shows the actual noise level and it is measured at maximum speed or at intensive speed where available.

Air Extraction and Noise Level numbers shown in this catalogue are in line with CECEC (European Committee of Domestic Equipment Manufacturers) code of conduct based on the European Standards EN 60704-2-13 and EN 61591

	H 161.2 BK	H 161.2 IX	H 161.2 WH	H 161.2 IX UK	H 161.2 M IX	H 461 IX.1
	F057780	F057778	F057779	F057785	F057783	F088214
	Hoods	Hoods	Hoods	Hoods	Hoods	Hoods
	Visor 60	Visor 60	Visor 60	Visor 60	Visor 60	Telescopic 60
	200	200	200	200	200	200
	Europe, Schuko	Europe, Schuko	Europe, Schuko	Without Plug	Without Plug	Without Plug
	230	230	230	230	230	242
	60	60	60	60	60	64
	Steel	Stainless Steel	Steel	Stainless Steel	Stainless Steel	Stainless Steel
	Mechanical	Mechanical	Mechanical	Mechanical	Mechanical	Mechanical
	Slider	Slider	Slider	Slider	Slider	Slider
	Air	Air	Air	Air	Air	Filter
	3	3	3	3	3	3
	2 Std x 40 Watt	2 Std x 40 Watt	2 Std x 40 Watt	2 Std x 40 Watt	2 Std x 40 Watt	2 Std x 40 Watt
	1	1	1	1	1	1
	Synthetic	Synthetic	Synthetic	Synthetic	Aluminium Extractable	Aluminium Selfsupporting
				•	•	•
	125	125	125	125	120	120
	13.2x60x51	13.2x59.9x51	13.2x59.9x51	13.2x59.9x51	13x60x51	17.3x59.8x27.5
	Black	Stainless Steel	White	Stainless Steel	Stainless Steel	Stainless Steel
	8007842577808	8007842577785	8007842577792	8007842577853	8007842577839	8007842882148

AESTHETICS TYPE

OVENS  
AND MICROWAVE OVENS

HOBS

HOODS

REFRIGERATORS

LAUNDRY



# EFFICIENCY IN THE HOME.

## REFRIGERATORS.

Indesit built in refrigerators ensure reliability and resistance, offering the best performances while respecting the environment with reduced consumptions.





LAUNDRY

REFRIGERATORS

HOODS

HOB

OVENS  
AND MICROWAVE OVENS

AESTHETICS TYPE

# SAVE ENERGY WITH STYLE.

Indesit built in refrigerators are **A+ class**. This means a 20% energy savings as compared to A class models.

## RESISTANT TO ALL.

Sturdy and robust, Indesit refrigerators ensure you the best reliability.

More than ten product **fall tests** simulate every possible transport condition to ensure the appliance will be delivered to you in perfect conditions. These tests guarantee **door reliability**: up to 100,000 openings for refrigerator doors and 30,000 for freezer doors.

Single components are also equally robust: **every single shelf** can tolerate up to **20 kg** without any deformation over time.

## GUARANTEED HYGIENE, LONG-LASTING FRESHNESS.

The **Hygiene control** system is a special treatment applied to fridge inner walls that prevents formation of mildews and bacteria. Your food is protected in a safe environment.



## INNER COMPARTMENT FUNCTIONAL AND WIDE.

Indesit has conceived each element inside its refrigerator to ensure you the best comfort, a better view of the food and ease of cleaning. Indesit choose to make inner elements transparent to answer to your practical needs, so you can locate the foods immediately. But also to answer to your design needs because they are pleasant give brightness.

### GLASS SHELVES.

Indesit glass shelves are practical and sturdy and ensure the highest flexibility of use thanks to the simple slide on and slide off system. Furthermore, **drawers, shelves, vegetable boxes** are transparent to ensure you a greater **visibility of stored foods** and help in easy cleaning.

### FRESH BOX.

The **fresh box** is the new practical compartment made to preserve cold cuts and cheese, or any other food that you prefer to keep closed. You can **move and place it comfortably** on any shelf.

### VEGETABLE BOX.

The **vegetable box** give you **20% of more space**, allowing you to preserve greater quantities of fruit and vegetables. Within the **freezer compartment** the wide and practical drawers allow you to preserve foods in the best way and to place them as you want.



AESTHETICS TYPE

Ovens  
AND MICROWAVE OVENS

HOBBS

HOODS

REFRIGERATORS

LAUNDRY





## Model

## Code

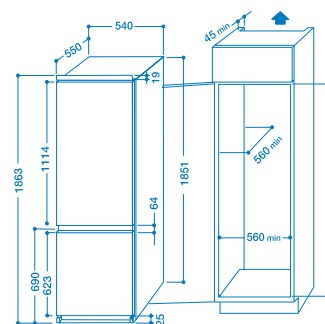
IN CB 33 AA

F077890

## Dimensions: H 186.3 W 54 D 55 cm

- Tot. Gross capacity: 292
- Fridge Gross capacity: 217
- Freezer gross capacity: 75
- **Energy Class: A+**
- Energy consumption (KW/year): 272
- Cooling system: Static
- Door reversability: Right

Also available from end 2014:  
F087002 **IN CB 33 AA (TW)**, an electronic No-Frost  
Combi working at 60Hz



## Model

## Code

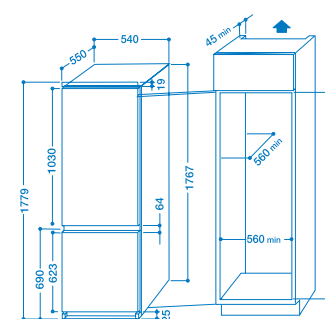
IN CB 31 AA

F077888

## Dimensions: H 177.9 W 54 D 55 cm

- Tot. Gross capacity: 275
- Fridge Gross capacity: 200
- Freezer gross capacity: 75
- **Energy Class: A+**
- Energy consumption (KW/year): 264
- Cooling system: Static
- Door reversability: Right

Also available:  
F077889 **IN CB 31 AA S**  
F085497 **IN CB 31 AA (CN)**



## Model

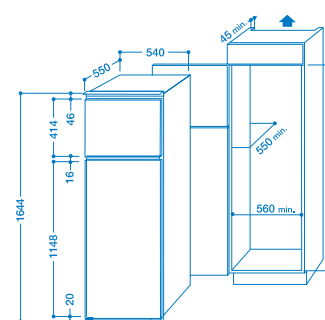
## Code

IN D 2912 D

F077788

## Dimensions: H 164.4 W 54 D 55 cm

- Tot. Gross capacity: 262
- Fridge Gross capacity: 204
- Freezer gross capacity: 58
- **Energy Class: A+**
- Energy consumption (KW/year): 264
- Cooling system: Static
- Door reversability: Right



## Model

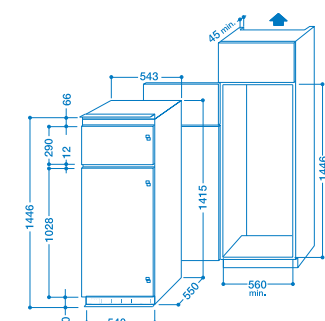
## Code

IN D 2412

F065801

## Dimensions: H 144.6 W 54 D 55 cm

- Tot. Gross capacity: 226
- Fridge Gross capacity: 184
- Freezer gross capacity: 42
- **Energy Class: A+**
- Energy consumption (KW/year): 245
- Cooling system: Static
- Door reversability: Right





Model

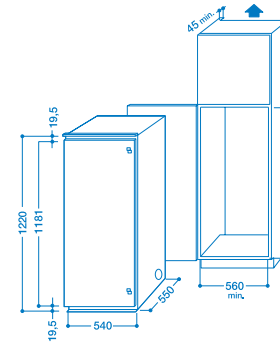
Code

IN SZ 2312

F077263

**Dimensions: H 122 W 54 D 55 cm**

- Tot. Gross capacity: 194
- Fridge Gross capacity: 178
- Freezer gross capacity: 16
- **Energy Class: A+**
- Energy consumption (KW/year): Cooling system: Static
- Door reversability: Right



Model

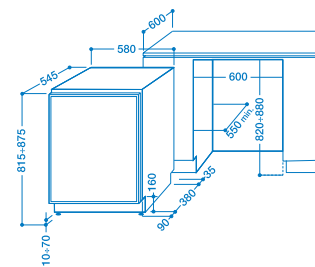
Code

IN TS 1612

F077266

**Dimensions: H 81.5 W 58 D 54.5 cm**

- Tot. Gross capacity: 127
- Fridge Gross capacity: 127
- **Energy Class: A+**
- Energy consumption (KW/year): Cooling system: Door reversability: Right



Model

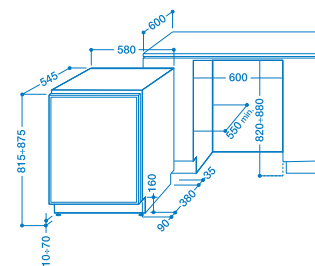
Code

IN TSZ 1612

F077265

**Dimensions: H 81.5 W 58 D 54.5 cm**

- Tot. Gross capacity: 102
- Fridge Gross capacity: 83
- Freezer gross capacity: 19
- **Energy Class: A+**
- Energy consumption (KW/year): Cooling system: Static
- Door reversability: Right





Model		Combi				Double door	
		IN CB 33 AA	IN CB 31 AA	IN CB 31 AA S	IN CB 31 AA (CN)	IN D 2912 D	
<b>Code</b>		F077890	F077888	F077889	F085497	F077788	
<b>Type</b>		Combis	Combis	Combis	Combis	Refrigerators	
<b>Energy Label</b>							
Energy Class		<b>A+</b>	<b>A+</b>	<b>A+</b>	<b>A+</b>	<b>A+</b>	
Energy consumption per year <sup>1)</sup>	(KWh/year)	272	264	264	277	277	
Fridge net capacity	(lt)	214	198	198	277	200	
Freezer net capacity	(lt)	57	57	57	71	51	
Freezing capacity		2	2	2	6	2	
Climatic class <sup>2)</sup>		N, ST	N, ST	N, ST	N, ST	N, ST, T	
Noise	(dB(A))	39	39	39	39	41	
Doors Reversibility		• (Right)	• (Right)	• (Left)	• (Right)	• (Right)	
<b>Fridge</b>							
Fridge cooling system		Static	Static	Static	Static	Static	
Fridge defrosting system		Automatic	Automatic	Automatic	Automatic		
Fridge shelf type		Glass with white profile	Glass with white profile	Glass with white profile	Glass with white profile	Grids	
No. of shelves		4	3	3	3	3	
Fresh box		•	•	•	•		
No. of salad crispers		1 Big crisper	1 Big crisper	1 Big crisper	1 Big crisper	1	
<b>Inner Door</b>							
Total No. of levels		3	3	3	3	4	
No. of bottle holders							
No. of butter boxes							
<b>Freezer</b>							
Cooling system		Static	Static	Static	Static	Static	
No. of ice trays		1	1	1	1	1	
<b>Technical features</b>							
Supply Voltage	(V)	220-240	220-240	220-240	220-240	220-240	
Supply Frequency	(Hz)	50	50	50	50	50	
Absorbed Current	(A)	1	1	1	1	1	
Plug Type		Europe	Europe	Europe	China	Europe	
Cable Length	(m)	2	2	2	2	2	
<b>Dimensions</b>							
HeightxWidthxDepth	(cm)	186.3x54x55	177.9x54x55	177.9x54x55	177.9x54x55	164.4x54x55	
<b>Colour</b>		White	White	White	White	White	
<b>EAN</b>		<b>8007842778908</b>	<b>8007842778885</b>	<b>8007842778892</b>	<b>8007842854978</b>	<b>8007842777888</b>	

<sup>1)</sup> Based on 24hours tests. The actual results depend on how the refrigerator is used and where it is placed.

<sup>2)</sup> SN = sub-normal, unchanged performance with external temperature between 10°C and 32°C; N = normal, unchanged performance with external temperature between 16°C and 32°C; ST = sub-tropical, unchanged performance with external temperature between 16°C and 38°C; T = tropical, unchanged performance with external temperature between 16°C and 43°C

Single door				
IN D 2412		IN SZ 2312	IN TS 1612	IN TSZ 1612
	F065801	F077263	F077266	F077265
	Refrigerators	Refrigerators	Refrigerators	Refrigerators
	A+	A+	A+	A+
	245	216	120	178
	180	174	123	79
	37	16		19
	2	2		2
	N, ST	N, ST	SN, N, ST, T	N, ST
	37	39	39	40
	• (Right)	• (Right)	• (Right)	• (Right)
	Static	Static	Static	Static
	Automatic	Automatic	Automatic	Automatic
	Grid with white Profile	Glass	Glass with white profile	Glass with white profile
	3	3	2	1
	1	1	1	1
	3	3	2	2
		1		
	Static	Static		Static
	1	1		1
	220-240	220-240	220-240	220-240
	50	50	50	50
	1	0.7	0.7	0.7
	Europe	Europe	Europe	Europe
	2	2	2	2
	144.6x54X55	122x54x55	81.5x58x54.5	81.5x58x54.5
	White	White	White	White
	8007842658019	8007842772630	8007842772661	8007842772654

AESTHETICS TYPE

OVENS  
AND MICROWAVE OVENS

HOBBS

HOODS

REFRIGERATORS

LAUNDRY





# EFFICIENCY AND SAVINGS – MAKE THESE TWO YOUR DESIRED GOALS.

## WASHING MACHINE AND WASHER DRYER.

Indesit built in washing machine and washer dryers are your precious partners in laundry management. They ensure you the perfect cleaning of every garment (even technical!), respecting fibres and colours. They cater to your every need, as well as offer you a significant savings in time, energy and space.

AESTHETICS TYPE

OVENS  
AND MICROWAVE OVENS

HOBBS

HOODS

REFRIGERATORS

LAUNDRY



# TAILORED PROGRAMS FOR EVERY NEED.

Indesit built in washing machine and washer dryers ensure great quality results, thanks to the option to tailor washing programs that cater to any of your laundry requirement. The Indesit washing machine achieves **the A+ energetic class** and limits energy consumption.

## Express clean



This is the program that washes your daily cotton garments and keeps them free from everyday dirt. It ensures you an excellent washing performance in half time: in only 60 minutes, you get perfectly clean laundry.



This program is designed to save you time, always ensuring you efficient washing performances.

## Sport



Indesit built in washing machine and washer dryers are perfect for who loves sport and leisure. The product range offers two **washing cycles specifically designed for shoes and sportswear** that require specific treatments, while respecting fibres.

## Special sport

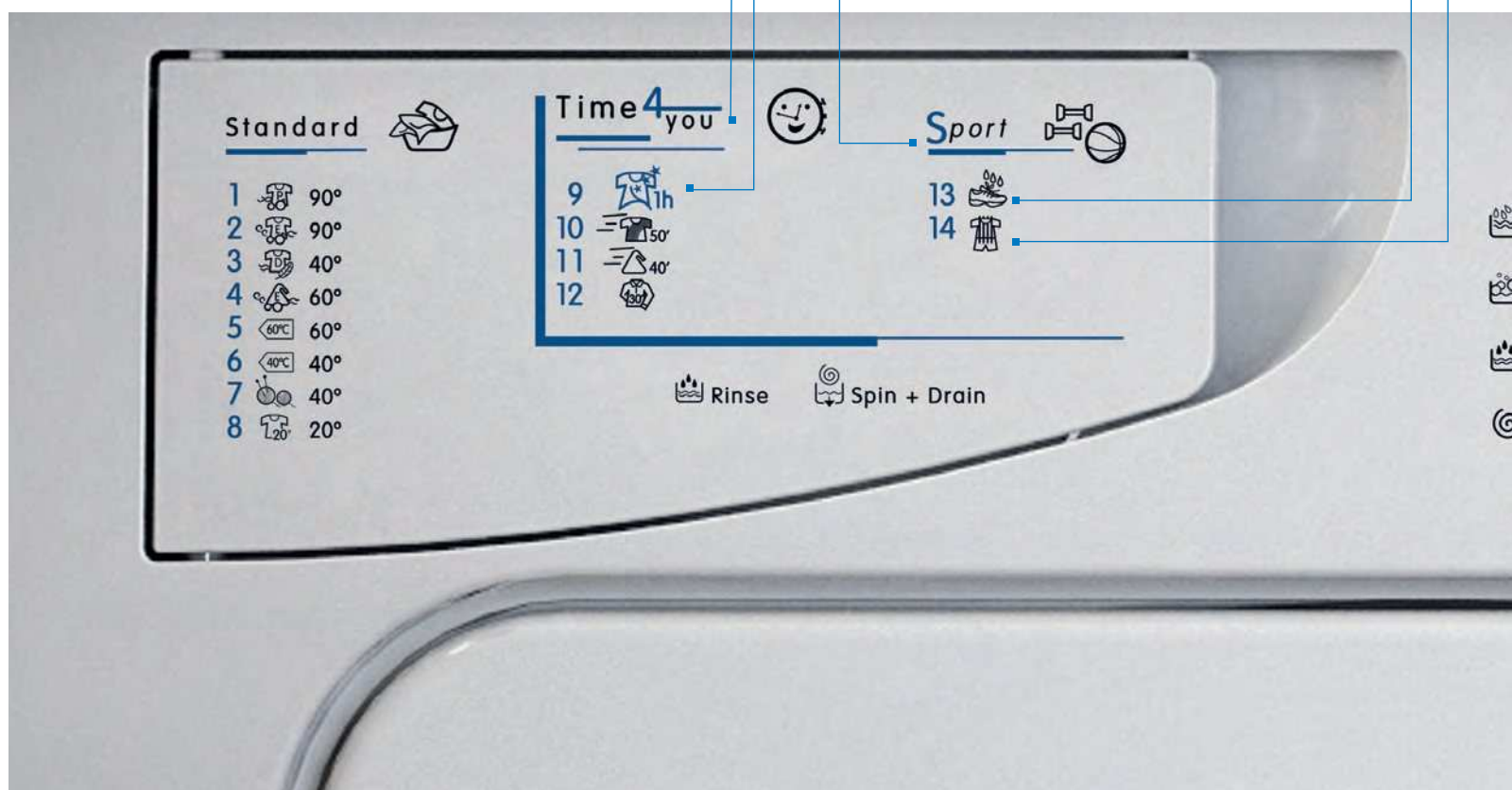


This program is perfect for sports buffs: gym synthetic garments will be cleaned and do not require any ironing, and will be ready for next training session in just 45 minutes.

## Special shoes



This program is specially designed for sports shoes. A special drum action holds the shoes on the walls during washing cycle, preserving their shape, and avoiding any loud noises.





## MAXIMUM DRYING FREEDOM:



### Ironing

Retain an ideal humidity level for easy ironing.



### Hanger

Ideal for garments that need to be hung, to reduce creasing.



### Closet

Perfect dries garments ready to be folded and put away in the closet drawers.

## DELAY TIMER. FREE TO CHOOSE.

Indesit offers you the opportunity to program the start of washing machine and washer dryer when you are not at home. Thanks to the option **delay Timer** you can load the laundry, set up the cycle and the time you wish to start (such as in the most convenient hour for you) and the machine will automatically switch on.

## FLEXIBLE LOAD.

Indesit washing machine and washer dryer also resolves laundry's biggest needs. Indesit's built-in washing machines allow you to wash up to 6 kg of laundry while the washer dryers can effectively wash and dry automatically up to 5 Kg of garments in a single load.

This allows you to save of time and energy. Moreover Indesit furnishes its products with a practical porthole, that open up to 180°, so you can load and unload your laundry in a more comfortable way.

AESTHETICS TYPE

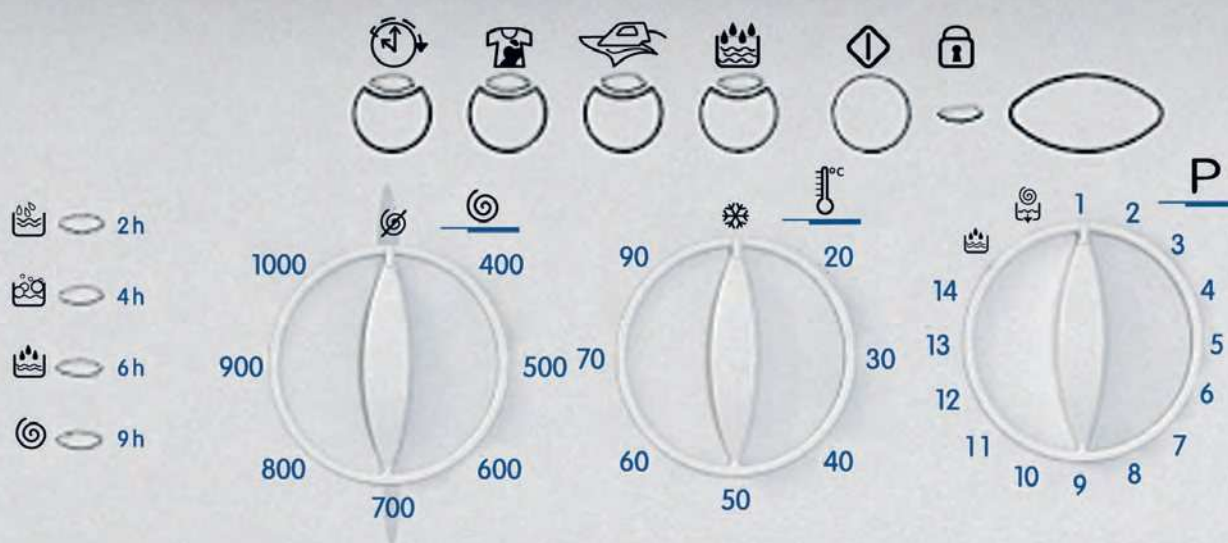
OVENS  
AND MICROWAVE OVENS

HOBBS

HOODS

REFRIGERATORS

LAUNDRY



IWME106





Model

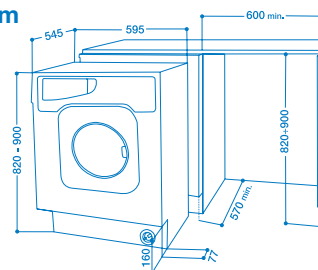
Code

IWME 8 EU

F052807

**Dimensions: H 82 W 59.5 D 54.5 cm**

- Fully Integrated Washing Machine
- Washing Capacity: 6 kg
- Automatic Variable Load
- No. of washing programs: 16
- Spin Speed: 600 rpm
- Energy Class: A<sup>+</sup>
- Washing Efficiency Class: A
- Extra Rinse option
- Easy Iron option
- Special Program: Time4You, Sport



Model

Code

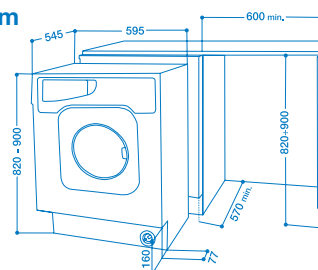
IWDE 127 EU

F083105



**Dimensions: H 82 W 59.5 D 54.5 cm**

- Full Integrated Washer Dryer
- Washing Capacity: 7 kg
- Drying Capacity: 5 kg
- Automatic Variable Load
- No. of washing programs: 16
- No. of drying programs: 4
- Spin Speed: 1200
- Energy Class: B
- Washing Efficiency Class: A
- Extra Rinse option
- Easy Iron option



Model		IWME 8 EU	IWDE 127 EU
<b>Code</b>		F052807	F083105
<b>Type</b>		Washers	Washerdryers
<b>Energy Class</b>		<b>A+</b>	<b>B</b>
60° C energy consumption	(kW/h)	1.02	1.33
Washing + Drying Energy Consumption	(kW/h)		5.67
Washing Efficiency class		A	A
Spin Performance		D	B
Water remaining after spin cycle	(%)	52	54
Rpm (spin)		600	1200
Max rated capacity in Kg		6	7
Max Drying Load			5
Water consumption	(l)	64	54
Washing + Drying Water Consumption	(l)		94
Washing Energy consumption per year*	(kW/A)	204	266
Washing + Drying Energy Consumption per year	(kW/h)		1134
Water consumption per year	(l)	12800	10800
Washing + Drying Water Consumption per year			18800
60° C program duration min		135	177
<b>Main Functions</b>			
No. of washing programs		16	16
No. of drying programs			4
Knobs		Spin Regulation, Temperature Regulation, Program Selection	Temperature Regulation, Program Selection, Drying Timer
Drying Timer			2 Sectors
Automatic variable load		•	•
Time4You Programs		4	3
Sport Programs		2	2
Wood cycle		Handwash	Handwash
Silk		•	•
Buttons/functions		Antistain, Delay Timer, Extra Rinse, On/Off, Start/Reset, Easy Iron	Delay Timer, Extra Rinse, On/Off, Start/Reset, Easy Iron, Spin Regulation
Indicators/LEDs		Time delay, Washing Phases+Delay, On-Off, Options	Washing Phases+Delay, On-Off
<b>Structural Features</b>			
Tub		Plastic	Plastic
Shock absorbers		•	•
Thermal antishock		•	•
Detergent recycling system		•	Oko
<b>Safety</b>			
Safety delay to lock door		•	Standard
Overflow device		Antioverflow	Overflow
<b>Technical Features</b>			
Supply Voltage		220-240	220-240
Supply Frequency		50	50
Absorbed Power	(W)	1850	1850
Absorbed Current	(A)	10	10
Cable Length	(m)	1.7	1.7
Plug Type		Schuko	Schuko
<b>Dimensions</b>	(cm)	82x59.5x54.5	82x59.5x54.5
<b>Colour</b>		White	White
EAN		8007842528077	8007842831054

\*220 cycles based on cotton 60°C full load and Cotton 40° half load"







Indesit Company International Business Sa  
Centro Gerre  
Via Pobiette, 11  
CH-6928 Manno (Lugano) - Switzerland  
Ph. (+41) 91 6119900  
Fax (+41) 91 6119990  
[www.indesit.com](http://www.indesit.com)

Indesit Company Singapore Pte Ltd  
99 Bukit Timah Rd  
#02-03/04 Alfa Centre  
Singapore 229835  
Tel: 0065-6411 5185  
Fax: 0065-6339 4186

Indesit Middle East FZE  
Jebel Ali - JAFZA view 18  
Dubai - P.O. Box 262586  
United Arab Emirates  
Ph. (+971) 4 8865995  
Fax (+971) 4 8865996

Discover more on

[www.indesit.com](http://www.indesit.com)



Indesit Company S.p.A.  
Viale Aristide Merloni, 47  
60044 Fabriano (AN)